

WATTS NEWS



The Best of Amateur Radio

OARC e-Magazine

www.OgdenArc.org

JUNE 2017

Next Club Meeting/Activity

ARRL FIELD DAY



Jason Miles KE7IET
President



Mike Taylor KE7NQH
Vice President



Ceva Cottrell KE7IEV
Secretary



Jerry Cottrell KG7IGW
Treasurer



Mike Neal K7MLN
Program Director



Dave Mamanakis KD7GR
Activity Director



Val Campbell K7HCP
Webmaster/NL Editor

PREVIOUS CLUB MEETING/ACTIVITY

May Meeting

3rd Saturday 20 May 2017 @ 9:00 AM

Riverdale Fire Station

Topic

Portable Operations

By Nolan Tilby KC7NT

NEXT CLUB MEETING/ACTIVITY

ARRL FIELD DAY EVENT

Sat 24 (9am) to Sun 25 (noon) June 2017

Marriott Park - 11th So 12th West Ogden UT

PREVIOUS MEETINGS PICS

Club Photographer ... Ceva Cottrell KE7IEV





From the Shack of KE7IET



Jason Miles KE7IET

The end of May marks the end of our annual technician class. We had to work through some challenges this year, but I'd like to thank those who volunteered to help with the class. I wanted to list those who taught, but I was afraid I'd miss someone. Hopefully we'll have some new technicians soon.

Thanks go to Scott Willis KD7EKO and Michelle Bryant N4SHL for hiking from Snowbasin to Mount Ogden to reset the 448.600 repeater. They also installed a new device that will automatically reset the repeater once per week. That should help mitigate future problems like the one we had over the winter. Additionally, they installed a new filter on the 146.900 repeater. The filter was donated by Mike Fullmer KZ7O.

Some members of the club have noticed my recent weight loss. If you'll pardon the personal, non-radio indulgence, I'd like to comment. A few months ago, J Siddle KG7CJN asked whether the weight loss was intentional or due to illness. At the time, I was trying to lose weight, but I hadn't seen a doctor about it yet. I thought I was losing the weight only through my own efforts, but it actually turned out to be a symptom of diabetes. I was diagnosed with it a little over a month ago.

My doctor gave me a prescription, but he emphasized that the best medicine for diabetes is diet and exercise. Since then, I've been trying to make the lifestyle changes necessary to "cure" my diabetes and keep it away. In my case, my diabetes is due to insulin resistance. From what I've read, losing weight is the key to decreasing the resistance.

I know I'm new to the diabetes world, but there is a book I can recommend from my brief experience. I read *The End of Diabetes: The Eat to Live Plan to Prevent and Reverse Diabetes* from Joel Fuhrman, M.D. He describes a high-nutrient, low-calorie, plant-based diet. (By the way, my doctor had already recommended the same thing. It's too bad I didn't listen to him sooner.) The diet has been a pretty significant lifestyle change for me, but it seems to be working. My fasting blood sugar level is now routinely less than 100 mg/dL. That's the case even though I often forget to take my prescription. I'm working to lose a little more weight with this book's nutrition recommendations, aerobic exercise, and weightlifting.

In this week's Ham and Eggs net, much of the discussion revolved around software-defined radio (SDR). Admittedly, my own experience with SDR has been somewhat limited, but I wanted to mention a few technologies with which I've had experience.

Continued ...

WebSDR

WebSDR is certainly a free way to dip your toe in the pool of SDR. Basically, WebSDR lets you listen to internet-connected receivers across the world. You just need an internet connection and a web browser. (It even works on some smartphone browsers.) Generous individuals and organizations have installed SDR receivers at their locations and connected them to a special web page. The web page uses HTML5 or Java to give you a waterfall display and controls to choose your frequency, mode, and filter width.

To get started, point your web browser to <http://websdr.org>. You'll reach a page with a long list of WebSDR receivers from around the world. You can filter the list by continent and frequency. Once you apply the filters, click on one of the WebSDR links to begin listening to that receiver. When the page loads, you'll see the waterfall and hear the audio from the default frequency and mode. The controls to change band, frequency, and mode should appear near the waterfall. Here are some tips:

- If you drag the waterfall left or right with your mouse, it will show you lower or higher frequencies without changing the currently selected frequency.

- Click or drag in the black area immediately under the waterfall to change the currently selected frequency.

- The yellow bracket in the black area shows your currently selected passband. You can drag the sides of the passband to make the filter narrower or wider.

RTL2832U

This can be an inexpensive way to get started in SDR. The RTL2832U is a USB dongle that you plug into your computer. From what I understand, the dongles were originally meant for the reception of over-the-air digital TV signals. However, they can do much more. With the right software, they can decode a wide variety of signals, including CW, SSB, AM, and FM. The price is around \$10 to \$20.

One of the drawbacks of the RTL2832U dongle is its frequency range. Its lower frequency limit is around 25 MHz, which limits its utility on HF. There are a few options to extend its range into the HF spectrum. You can build or buy an HF upconverter, which uses a mixer to move incoming HF signals into the VHF spectrum. There is also a modification you can make to certain dongles that allows them to directly sample HF signals. Finally, there are some dongles available on eBay and Amazon that seem to already have the HF direct-sampling modification made to them. Search for "rtlsdr blog".

I've used the dongle with two software packages. On Windows, I used SDRSharp, which is a free program that runs on the Microsoft .NET Framework. I believe SDRSharp is also supposed to run on Mac OS and Linux using the Mono framework. On Android, I used SDR Touch. It has a free version, but the paid version unlocks additional features. Before making the purchase, though, make sure your Android device can function as a USB host. The dongle will need to connect to the device's USB port (often using a USB OTG adapter), and some Android devices don't support connecting peripherals. Other devices may support peripherals, but they don't supply power to the peripheral. On these devices, you'll need to connect the dongle to the phone through a powered USB hub.

Continued ...

GNU Radio is another software package I'd like to try eventually. It seems to be a bit more complicated than SDRSharp. The Hak5 podcast ran an introduction to GNU Radio over a number of episodes a few years ago, and I've been meaning to watch those.

What can you do with a RTL2832U dongle? Here are a few possibilities:

You can use it to simply monitor a frequency. If you're interested in how often the 448.600 repeater is used, just configure SDRSharp to listen to that frequency.

You can listen to plain FM broadcast stations. The FM broadcast band is 88 to 108 MHz.

You can monitor air traffic voice signals. The air band is 108 to 137 MHz.

You can also monitor air traffic beacons. Aircraft beacon their position using a technology called ADS-B. There is an entire community around using RTL2832U receivers to monitor these signals.

With an upconverter or properly modified dongle, you can use the dongle as an HF receiver to complement a standalone HF transmitter (such as the Michigan Mighty Mite).

You can even use the dongle as a cheap piece of test equipment. If you don't have a big expensive spectrum analyzer for viewing your harmonics or sweeping a filter, the dongle can work in a pinch. I used a dongle a while ago to figure out whether my van's remote fob was actually transmitting a signal.

For the nosy types, you can monitor your neighbors' cars. Newer cars with tire-pressure monitoring systems use radio transmitters in the wheels to send tire pressure data to the car's computer. I've heard that each wheel's transmitter has a unique ID, and these can be received by the dongle. (Don't do this if you want to keep a good relationship with your neighbors.)

Softrock

When I was first trying to get into HF, I was frustrated by the price of equipment. At the time, the Softrock RXTX Ensemble seemed like a good option. It is a one-, two-, or three-band SDR kit with a price under \$100. I ordered and received it many years ago, but, unfortunately, I still have not completed it.

The transceiver itself doesn't have a display or controls. You plug the transceiver into your computer via USB, and the software on the computer controls the frequency and mode. The computer also does the heavy lifting of modulating and demodulating the signals. From what I understand, the transceiver sends received signals to the computer in the form of in-phase ("I") and quadrature ("Q") signals. The computer then uses these I and Q signals to produce the audio, text, or other data the transmitter sent.

Although I now have a nice 100-watt transceiver, I still hope to complete this kit soon. It has some surface-mount components that aren't pre-soldered, and that will be a challenge.

This is by no means an exhaustive list of SDR hardware. For example, I've never even seen an IC-7300, Flex Radio, or Apache Labs Radio. If you have experience with these or other SDR technologies, feel free to submit an article for the newsletter to Val Campbell K7HCP.



OARC COMING EVENTS



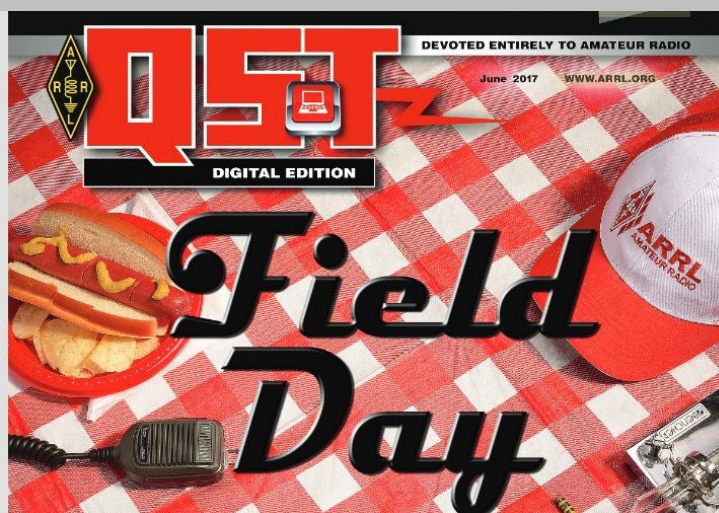
Weber Co VE Test Session

Wednesday 07 June 2017

ARRL FIELD DAY EVENT

**Sat 24 (9am) to Sun 25 (noon)
June 2017**

**Marriott Park - 11th So 12th West
Ogden UT**



CLUB NEWS

Subject: OARC Field Day 2017 Activity Notice

Date: Saturday June 24th thru Sunday June 25th

Time: 12:00 noon Saturday thru 12:00 noon Sunday (setup 9:00 am Saturday)

Location: OARC Field Day site – Marriott Park – 11th So 12th West

Topic: OARC ARRL Field Day 2017

Dinner at 5PM: Please bring a dish to share (something real good).

Talk-in: -146.90 (pl=123.0)

Bring a friend. Hope to see you there!

Check web site for latest Details and MAP of club meetings location.

<http://www.ogdenarc.org/>

73, K7HCP (Val Campbell)

CLUB NEWS

HAM and EGGS Net

Tuesday Evenings at 7:00 PM Mountain Time

Mt Ogden 70 cm repeater 448.600 Mhz (- offset, 123.0 PL Tone)

New, Intermediate & Old Timers. Elmering, Education, General Ham Discussion and Rag Chew.

New hams encouraged to check in. Get connected, learn new things and ask questions.

Questions: Mike Neal K7MLN@hotmail.com

CLUB NEWS

Little Mtn 448.575 repeater now has an autopatch

The control codes are:

AB1 - open autopatch

AB0 - handup autopatch

The autopatch has a 2 1/2 min timeout so talk fast. If you time out the patch it will hang up the phone line but will continue to keep the repeater transmitting. If this happens please send the repeater the AB0 handup code to shut it off.

There are two ways to make a call. The first way is to send AB0xxxxxxxx all in one string. The 2nd way is to send AB0, wait for the dial tone and then dial your number xxxxxxxxx.

The autopatch will only make local calls.

If you send 100 to the repeater it will tell you the time and temperature and battery voltage.

Everyday at 8am, 12pm (noon), and 6pm it will ID itself and announce the time, temperature, and battery voltage.

If you do not know how to send an A or B, they are on your radio. Your normal phone will not have these, but all radios have them. Look carefully on your keypad.

Mike, KZ7O

CLUB NEWS

Mt Ogden 448.600 repeater is now up again

Michelle Bryant N4SHL and I hiked from the Snow Basin main lodge all the way up to Mount Ogden (very long, straight up hike) today and we reset the 448.600 so it seems to be working fine at this point. We also installed the timer so it will shut off the power to each repeater (reboot) once a week on Sunday night.

We also bumped up the squelch one notch on the 146.900 so it doesn't have a long squelch tail anymore. Also the 146.900 got a "band pass filter" installed on it so hopefully it will be much cleaner in the future (Mike Fullmer donated the filter).

We still need to do some work on the receive antenna hopefully when the snow melts and improve the 146.900's receive sensitivity. I measured the SWR on the receive antenna of the 146.900 and it wasn't optimum by any mean, however the antenna's appearance seemed to be just fine so Mike and/or I will be looking into that sometime in July or August when the snow melts off a little more.

Since that receive antenna isn't presently "tuned to" receive 146.300 right now, that's probably how the other undesirable frequencies are getting into the receiver of the 146.900 repeater. Presently there's a 45+ foot deep drift blocking the road but Mike and I are used to hiking over that drift to get to the repeater site but the rest of the access roads on the way up to "the saddle" are all covered in snow right now.

I've included a pic of the 45+ foot deep snow drift that is virtually 90 degrees, straight up from the road. This pic shows the snow melted off of the road, but it was only melted off of the road for a very short distance. It's all completely covered below this point.

Scott Willis KD7EKO

Pics follow on next page ...

CLUB NEWS



HOBBY NEWS



WIMU Hamfest

We are pleased to announce that a site and date has been secured for the 2017 WIMU Hamfest.

It will be held on June 16, 17, 18 2017
Location: Garden City, Utah on Bear Lake.

Space has been reserved at the "Town Center" with additional space at the city park Bowery where a pancake breakfast will be served Sunday morning as well as closing meeting and main prize drawings.

Two very large rooms will be used for meetings, women's activities, kids activities and bingo. Perfect outdoor location is being supplied for the swap meet and very large lawn area for outdoor games and dealer booths.

There is a large RV park next door which will start taking reservations in January. They also have tent spaces and ATV rental. So far we are planning on having lunch available Saturday with a pancake breakfast Sunday morning. Costs will appropriate for families.

More information on that site will be on our website shortly when we build it under

"wimuhamfest.org".

Please save the date and spread the word. Thank you, hope to see you there.

Larry Jacobs - WA7ZBO

John Jacobs - W7DBO

ARRL Weighs In on New California “Driving While Wireless” Statute

ARRL has recommended that Amateur Radio be specifically excluded from a California statute prohibiting the use of “wireless communication devices” while driving. The statute, AB 1785, was signed into law last September and took effect on January 1, amending §23123.5 of the state’s Vehicle Code.

“ARRL has received a huge volume of inquiries and complaints about this statute in particular, since its enactment,” ARRL General Counsel Chris Imlay, W3KD, wrote in March to provide guidance to ARRL Southwestern Division Vice Director Marty Woll, N6VI, who took the lead in efforts to amend the California statute.

Imlay pointed out that the prior statute excluded Amateur Radio by definition. The new law, which completely

replaced the earlier statute, never mentions Amateur Radio, but instead contains an open-ended definition of an “electronic wireless communications device,” the operation of which while driving is prohibited. According to the statute, this “includes, but is not limited to, a broadband personal communication device, a specialized mobile radio device, a handheld device or laptop computer with mobile data access, a pager, or a two-way messaging device.”

“Because of the ‘not limited to’ language, such a device is whatever a law enforcement officer thinks might be included, and an Amateur Radio operator is not at all protected,” Imlay wrote. Such a broad definition could stymie “even the most diligent law enforce-

ment officers,” who might interpret the new Vehicle Code language “more broadly than was intended,” he said.

Imlay said that radio amateurs have routinely used mobile radios for the past 70 years, and ARRL is unaware of any evidence that such operation has contributed to driver inattention.

“Given the necessity of unrestricted mobile Amateur Radio communications in order for the benefits of Amateur Radio to the public to continue to be realized, ARRL urges California legislators to reconsider and amend AB 1785, to more narrowly define the class of devices included in the prohibition,” or to include a specific exemption for Amateur Radio, Imlay wrote.

Happenings

Rick Lindquist, WW1ME, ww1me@arrl.org

RadioShack Again Files for Bankruptcy

Iconic retailer once marketed a full line of Amateur Radio gear.

In March, RadioShack filed for Chapter 11 bankruptcy for the second time in 2 years, placing the future of its 1,500 remaining stores and some 5,900 workers in jeopardy. The 1,743 retail outlets that survived RadioShack's 2015 bankruptcy were acquired by General Wireless Inc., an affiliate of Standard General LP. RadioShack once boasted more than 5,000 stores nationwide.

Founded in 1921, RadioShack once offered a wide array of name-brand Amateur Radio equipment — even beams and towers — along with home entertainment gear and discrete components — including transistors, resistors, and capacitors. Its iconic 1960s-era catalog ran to more than 300 pages.

“RadioShack did more to spread the

early technology culture in the US than any other commercial institution,” ARRL CEO Tom Gallagher, NY2RF, observed. “Its catalog was the *Boys' Life* of electronics.”

Chapter 11 gives RadioShack another opportunity to restructure and stay in business. The retailer joins other brick-and-mortar stores forced to shutter outlets in the face of declining sales and fiscal losses, with electronics stores hit especially hard.

“RadioShack.com, stores, and dealer locations across the country are still currently open for business and serving customers,” the company said in a news release. “The Company is closing



RadioShack.

approximately 200 stores and evaluating options on the remaining 1,300. The Company and its advisors are currently exploring all available strategic alternatives to maximize value

for creditors, including the possibility of keeping stores open on an ongoing basis.”

The acquisition by General Wireless followed a bankruptcy auction in 2015. Plans at the time called for “co-branding” about 1,440 of the surviving stores with cellular phone provider Sprint Corp. RadioShack has also closed more stores and slashed operating expenses by more than 20%, but it wasn't enough. The company cited “surprisingly poor” mobile phone sales as a factor.



Federal Court Complaint Filed to Recover Unpaid \$11,500

FCC Fine in Amateur Case

The US Government has filed a civil complaint in Federal District Court for the Western District of Pennsylvania to recover an unpaid \$11,500 fine that the FCC imposed in a *Forfeiture Order* 2 years ago on Brian Crow, K3VR, of North Huntingdon, Pennsylvania. The complaint was filed in Federal District Court for the Western District of Pennsylvania on the basis of Crow's residence. The office of the clerk for the US District Court for the Western District of Pennsylvania confirmed to ARRL that the complaint was filed on May 8.

In January 2015, the FCC levied the \$11,500 fine on Crow for allegedly causing deliberate interference. The FCC had linked its enforcement case against Crow with the separate case of Michael Guernsey, KZ8O (ex-ND8V), of Parchment, Michigan, whom the FCC has fined \$22,000 for allegedly causing intentional interference with other Amateur Radio communications and for allegedly failing to identify. In both cases, the FCC said, it responded in March 2014 to "several complaints of intentional interference" on 14.313 MHz, and Commission agents used radio direction-finding techniques to determine the transmission sources.

According to the court complaint against Crow, FCC agents in March 2014 tracked transmissions to Crow's residence and monitored them for approximately 3 hours and heard him transmit slow-scan television (SSTV) signals and a prerecorded voice transmission of another Amateur Radio station on the frequency.

The complaint seeks payment of the \$11,500 fine plus interest and the plaintiff's costs.

GUEST ARTICLE

Growing the Ranks vs. Growing the Enjoyment

By Dan Romanchik, KB6NU

Because I teach amateur radio classes and publish a series of popular amateur radio license study guides (www.kb6nu.com/study-guides/), I often get kudos for "growing the ranks." In fact, Gordon West, WB6NOA, told me this just last week, when he stopped by the booth I was in at the Dayton Hamvention. I'm paraphrasing a little, but after telling me that he's heard good things about my study guides, he said something like, "You're doing good work in helping get more people into ham radio."

People say that as if this is—or should be—the ultimate goal of teaching a license class. While this may be one of the goals, if that's your primary goal, I think that you're barking up the wrong tree.

In a way, creating more hams is selfish. If there are more licensed amateur radio operators, they say, then amateur radio will have more political clout with the FCC and with Congress, making it easier to pass legislation like the Amateur Radio Parity Act. While this may certainly help the new ham down the line, its main thrust is to reduce restrictions on those who are currently hams.

My goal in teaching amateur radio classes isn't to create more hams. Instead, my goal is to help more people have fun with ham radio. The first step in helping people have fun with ham radio is, of course, helping them get their license. I do that by publishing my study guides and teaching ham classes.

The next step, and I'm only really getting started on this right now, is to help people learn what they need to know to become better ham radio operators. That's why I got a little excited when I saw the article, "Making a Good hobby Better Through Post-Licensing Enrichment" by Tim Busch, N0CKR in the latest issue of Radio Waves, the ARRL's email newsletter for amateur radio instructors.

Continued ...

In the article, Tim describes several activities that his club encourages, including a "new ham net" and the Field Day GOTA station, but he also details a program of "mini classes" that will teach specific skills related to ham radio. These include:

- * Programming Radios and Getting on the Air
- * Soldering 101
- * Multimeter 101
- * Build and Use a Roll-Up J-Pole Antenna
- * Build and Use a Satellite Antenna
- * Foxhunts
- * Operating Digital Modes: IRLP, AllStar, D-Star, EchoLink, etc.
- * Remote Operation
- * Software-Defined Radios
- * Transitioning from VHF/UHF to HF Operating
- * Chasing Awards
- * Learn CW
- * Contesting

Tim writes, "Each class is intended to be no more than two hours at a sitting, so they can be held before a monthly club meeting. The variety of subject matter allows many club members to get involved in leading a topic. Materials kits are prepared in advance, so students walk away with practical items they can use at home."

I think this is a great set of classes, and I plan to try some of these in the fall. A couple of other topics that occur to me are:

- * Power Supplies 101
- * Mobile Operation 101
- * ARRL 101
- * RFI/TVI 101

Helping new hams—and old hams—have more fun with amateur radio is a lot more satisfying to me than just "growing the ranks." It would be nice to say that we have a million licensed radio amateurs in the U.S., but I think it would be a lot more valuable to the hobby to say that a larger percentage of licensed hams were active and enjoying ham radio. I know that, for me, increasing the number of active, engaged hams would be more personally satisfying than simply creating a lot of new licensees.

=====

When he's not working on helping new hams, Dan operates CW on the HF bands and blogs about amateur radio at KB6NU.Com. If you have a good idea for a new ham "mini class," e-mail him at cwgeek@kb6nu.com.

FEATURE ARTICLE

By Kent Gardner WA7AHY

Rethinking.....

Another unusual license plate...amateur style (originally published in the March 2017 Watts News)

(See additional note at the end) June 2017



SSBN599

I saw this Utah personalized license plate while driving in Ogden, Utah (March 2017). We would think that this individual is probably a General Class licensee or higher and likes to talk on Single Side-band (SSB). He or she also does Morse code (Continuous Wave- CW) because the CW signal report is given with three numbers:

R= Readability (5 best)

S = Strength (9 best)

T = Tone (9 best)

If the driver only used two digits then he or she would still be on “phone” since the second nine is for CW tone reporting only. Some hams use 5N, the N being substituted for the nine, but even that smacks of the owner being a CW operator since N would be a shortcut that CW operators maybe would like to use as an abbreviation to save time. I could not take a picture of the plate so used the program Draw to demonstrate my sighting. It would be fun to find the owner and invite the individual to join the club.

TNX

Kent Gardner, WA7AHY

continued

Continued ...

Additional note: An astute newsletter reader, (John Gaz K7DOT), who was not in the Navy, but had several friends in that service, told me that the above license plate has another meaning as indicated by the following note from the Universal Ship Cancellation Society website.

JULY 2011 COVER of the Month

By Steve Shay (L-10,821)

During the 1950's there was an urgency by the Navy to field missile firing nuclear submarines. This resulted in the only Regulus firing SSGN submarine, the USS Halibut, SSGN-587 and eventually the first in class, Polaris firing USS George Washington, SSB(N)-598. This was followed by the **USS Patrick Henry, SSB(N)599 (my emphasis added)**.



Even the N between SSB and 599 matches perfectly the license plate. Great observation John!! **This leaves open the chance that the driver was not a ham operator at all, but was a crew member on the Patrick Henry. What do you think?**

TNX

Kent Gardner, WA7AHY



Club Swapmeet



“SALE” or “WANTED” ITEMS NEEDED

OARC's **O-bay (On-Line Swap-Meet)** items needed for the web site...

Visit <http://www.ogdenarc.org/> then click on **Obay-Swap**.

FEATURED ITEMS

SWAP ITEM # 177

FOR SALE: 60ft crank up tower. Aluma model T-60HN.

Includes 120V winch, tilt base plate, YAESU G-800SDX and G-500A rotators, guy wires and house bracket.

PRICE: \$4000

CONTACT: John N7WZ, 208 520 3537 (leave message)

SWAP ITEM # 176

FOR SALE: 40ft mobile air pushup tower.

Includes spare tire for trailer, leveling feet for trailer and guy straps with ground stakes.

Trailer requires 2 in ball.

PRICE: \$3000

CONTACT: John N7WZ, 208 520 3537 (leave message)

NOTICE

FREE on-line, local swap - help spread the word

<http://www.pocatelloarc.org/swap/>



Club Swapmeet



“SALE” or “WANTED” ITEMS NEEDED

OARC's O-bay (On-Line Swap-Meet) items needed for the web site...

Visit <http://www.ogdenarc.org/> then click on **Obay-Swap**.

FEATURED ITEMS

SWAP ITEM # 175

FOR SALE:

Rohn 25G style mast tower (1 foot on the side)

Three 9 foot sections with a top mount section.

The bottom section is buried a foot into a concrete block in the ground.

There is what appears to be an old VHF low band business antenna on the mast.

See picture looking up the mast and me pointing at the first joint.

The owner needs it moved as soon as possible, he will pull the concrete base out of the ground.

Located near the 5000 block on Harrison BLVD in Ogden. Make offer. Email is best for more information.

PRICE: MAKE OFFER

CONTACT: Ray White K7RFW, CRWHITE@AIRMAIL.NET

NOTICE

FREE on-line, local swap - help spread the word

<http://www.pocatelloarc.org/swap/>



Club Swapmeet



“SALE” or “WANTED” ITEMS NEEDED

OARC's **O-bay (On-Line Swap-Meet) items needed** for the web site...

Visit <http://www.ogdenarc.org/> then click on **Obay-Swap**.

FEATURED ITEMS

SWAP ITEM # 174

FOR SALE:

RFS 1/2" Heliax

RFS 1/2" Heliax new on the roll for \$1.00 a foot. We still have 1000 Ft available and will cut to your length.

This is RFS Cellflex LCF12-50J Heliax cable. It is similar to Andrew LDF4-50A 1/2" Heliax and the connectors fit both cables.

We don't have connectors for this cable but we can show you where you get get them from a number of suppliers starting at \$5.00 each.

PRICE: \$ 1 / foot

CONTACT: Mel Parkes, NM7P at 801-673-6116 or John Lloyd, K7JL at 801-943-8830 - Payment via PayPal at <http://www.utahvhfs.org/>

NOTICE

FREE on-line, local swap - help spread the word

<http://www.pocatelloarc.org/swap/>



Club Swapmeet



“SALE” or “WANTED” ITEMS NEEDED

OARC's **O-bay (On-Line Swap-Meet)** items needed for the web site...

Visit <http://www.ogdenarc.org/> then click on **Obay-Swap**.

FEATURED ITEMS

SWAP ITEM # 171

FOR SALE:

Hy-Gain AV-14AVQ Vertical 4 band HF Antenna (10m/15m/20m/40m)

Antenna was used ground-mounted with 4 radials for two years.

Value new = \$189

Good stealth antenna as it is only 18 ft. in length.

It is complete in the original factory box and includes factory manual.

PRICE: \$ 80 (firm), cash only

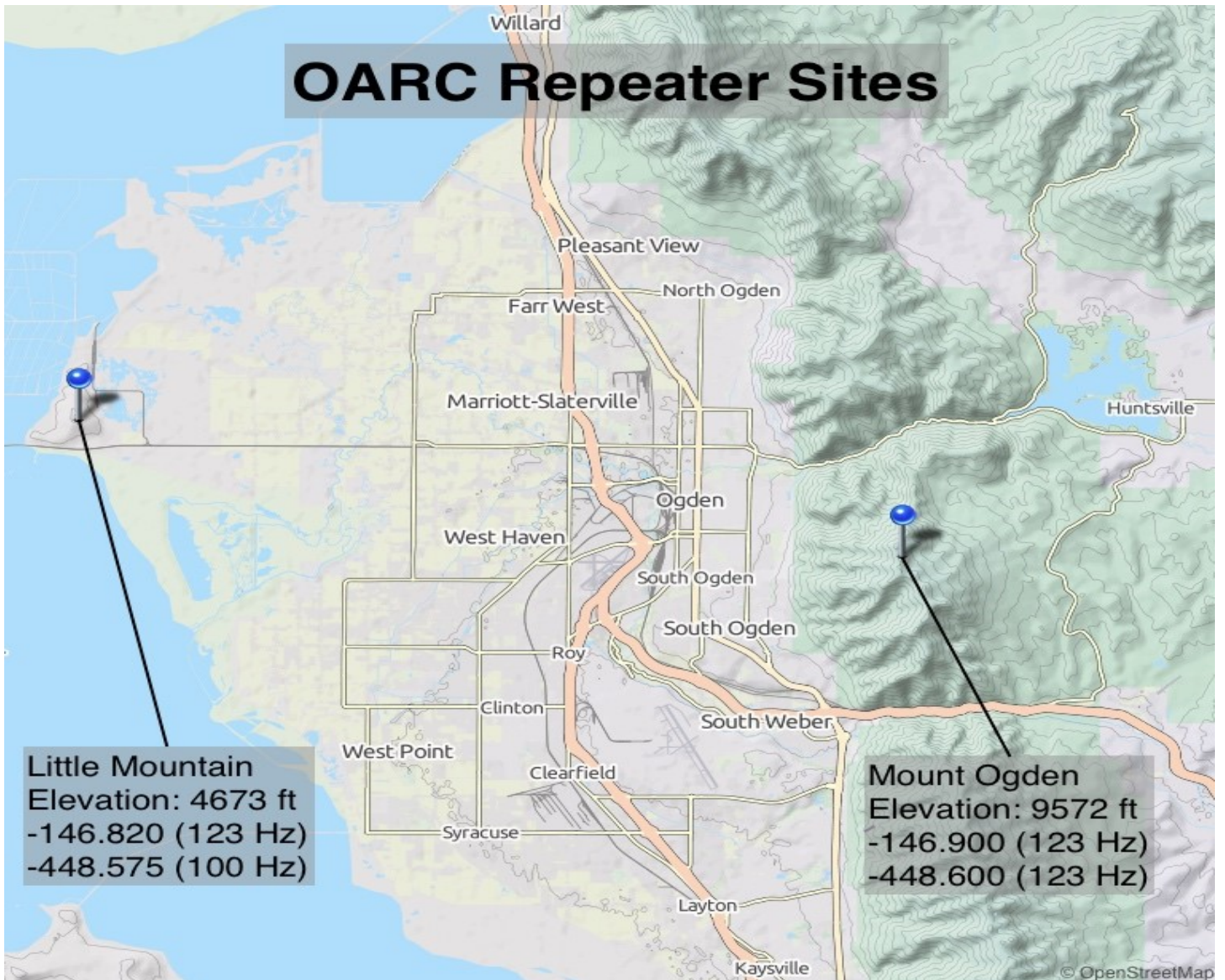
CONTACT: Larry Griffin AD7GL, 801-388-1894, ad7glqst@gmail.com

NOTICE

FREE on-line, local swap - help spread the word

<http://www.pocatelloarc.org/swap/>

CLUB REPEATER NEWS



Scott Willis KD7EKO



Mike Fullmer KZ7O

Scott Willis KD7EKO and Mike Fullmer KZ7O are the OARC repeater engineers that keep our club repeaters at Mt Ogden and Little Mountain operational.

OARC YAHOO GROUP




Did you know that OARC has a Yahoo Group?

We occasionally communicate with our OARC members via the Yahoo Group. Receive notices regarding upcoming club meetings and future e-newsletter release notices and much more like CHAT items of interest.

You can also send/receive notices to/from other group members yourself.

It's easy to sign up...



Just click on the  icon at the top of the club website home page and then follow the Yahoo Group instructions to create yourself a user ID and password.

OARC You Tube Channel



Did you know that OARC has a You Tube Channel ?

A lot of our meeting presentations are recorded and posted to our OARC You Tube channel for you to view at a later date.

It's easy to view missed



meetings...

Just click on the icon on the right hand panel of the club website home page to view recorded meetings preserved for your viewing pleasure.

Club Badges

OARC Club badges are available for all licensed club members.

The cost is \$10.00 each. The badge comes with a “MAGNETIC” clip. Badge includes your Call Sign in large letters and your First Name in a somewhat smaller font in white lettering on a pitch black background with the club logo. See example below.



Place your order along with \$10.00 in advance for each badge ordered and specify Call Sign and First Name. Contact webmaster or any club officer via email or contact the club treasurer at the next club meeting.

For additional information see club website left side menu and click “Join” to fill out a club application form to order a club badge.

OARC MEMBERSHIP DRIVE

SUPPORT YOUR RADIO CLUB

Don't forget to signup/renew your OARC membership now (\$15) which runs August to August. Consider signing up your spouse as well.

Ham + Spouse = \$15 + \$10 = \$25

THANK YOU FOR YOUR SUPPORT

Join OARC

Renew your membership now!

Membership in the Ogden Amateur Radio Club is open to anyone interested in Amateur Radio. You do not need an amateur license to join us. You do not need to join the club to participate with us. Dues are used to operate the club, field day activities, and repeater equipment maintenance.

Joining is easy. Come to a club meeting or fill out an application form from the club website (click "Join" from the left side main menu). Instructions for mailing on the form.

DUES: Dues are \$15.00 per person and runs August - August. (Ham + spouse = \$25.) More than one ham in the family? Consider the OARC Family plan for \$25.

NOTE: New Hams >>> Membership in OARC is complimentary for remainder of 1st year licensed.

ANNOUNCEMENTS

Next Club Meeting:

3rd Saturday of each Month

The Ogden Amateur Radio Club meetings are usually held on the **3rd Saturday** of each month.

Meeting/Activity:

See notices above

Talk-in: **-146.82 (pl 123.0)**

Check OARC web site for details

www.ogdenarc.org

Please invite a friend to join you. You do not have to be a member of the club to participate in our club meetings or activities. We invite all to join us.

If anyone is interested in doing a presentation on something or just have something unique to show at the meetings. - Please get a hold of any of the officers and let us know.

Next Weber Co VE Test Session:

1st Wednesday Feb, Jun & Oct

Exam sessions are held in Ogden every few months, **usually** the first Wednesday in February, June, and October.

Time: 06:00 PM *Walk-ins allowed*

Location: Permanent location

**Weber County Sheriff Office
Training Room
712 W 12th Street Ogden Utah**

Contact: VE Liaison:

Rick Morrison W7RIK (Liaison)

morrisonri@msn.com (801-791-9364)

Jason Miles KE7IET (IT)

Cost: \$ 14.00

Two forms of **ID**, one of which must be a **picture ID**.

For "Upgrades" bring current **license** and a **copy** of current license, and any **CSCE's**

Most **calculators** allowed. Calculator memories must be cleared before use.

Club Web Site

Be sure to visit our club web site.

www.OgdenARC.org

Club membership is open to anyone interested in Amateur Radio. You do not need an amateur license to join us. Dues are used to operate the club, field day activities, and repeater equipment maintenance.

Club Call Sign

Listen to the club repeaters for this very familiar CW ID. You do know Morse Code don't you?

W7SU

ARRL Field Day is held on the last full weekend of June every year.

Location may vary each year so watch this notice for details as time draws near.

See you there.

OARC REPEATERS			
(*) Yaesu Fusion digital/FM compatible			
FREQ	CLUB	TONE	LOCATION
146.900-	OARC (*)	123.0	Mt Ogden
448.600-	OARC (*)	123.0	Mt Ogden
146.820-	OARC (*) "Talk-in"	123.0	Little Mtn
448.575-	OARC	100.0	Little Mtn (w/auto patch)

OTHER AREA REPEATERS			
FREQ	CLUB	TONE	LOCATION
146.620-	UARC	none	Farnsworth Pk
147.120+	UARC	100.0	Farnsworth Pk
449.100-	UARC	146.2	Farnsworth Pk
449.500-	UARC	100.0	Farnsworth Pk
147.040+	DCARC	123.0	Antelope Isl
447.200-	DCARC	127.3	Antelope Isl
449.925-	DCARC	100.0	No Salt Lake
145.290-	GSARC	123.0	Brigham City
145.430-	GSARC	123.0	Brigham City
147.220+	GSARC	123.0	Brigham City
448.300-	GSARC	123.0	Brigham City
146.640-	BARC	none	Logan
146.720-	BARC	103.5	Mt Logan
147.260+	BARC	103.5	Promontory Pt
449.625-	BARC	103.5	Mt Logan
145.250-	WSU	123.0	* coming soon
449.250-	WSU	123.0	* coming soon
145.490-	K7HEN	123.0	Promontory Pt
146.920-	N7TOP	123.0	Promontory Pt
449.775-	N7TOP	123.0	Promontory Pt
147.100+	Morgan	123.0	Morgan Co
448.825-	IRLP/Echo	123.0	Clearfield City
449.950-	IRLP	123.0	Clearfield City
449.425-	IRLP	100.0	Nelson Peak
147.360+	Summit Co	100.0	Lewis Peak

AREA CLUB MEETINGS & WEB SITES

CLUB	WEB SITE	DATE/TIME	LOCATION
OgdenARC	ogdenarc.org	3 rd Saturday 09:00 am	Check OARC web site ...
WC ARES	ogdenarc.org/ join.html#ares	2 nd Thursday 06:30 pm	Weber Co. Library Ogden Utah
WC Sheriff Comm-O		1 st Saturday 10:00 am	Weber Co. Sheriff Complex West 12 th Street Ogden Utah
Barc	barconline.org	2 nd Saturday 10:00 am	Cache Co. Sheriffs Complex 200 North 1400 West Logan Ut
CSERG	dcarc.net /ares.htm/	Last Wednesday 8:30pm	Clearfield City Hall Clearfield Utah
DCarc	dcarc.net	2 nd Saturday 10:00 am	Davis Co. Sheriff Complex Farmington Utah
NU Ares	home.comcast.net/ ~noutares/	3 rd Wednesday 7:00 pm	Cache Co. Sheriff Office Logan Utah
Uarc	xmission.com /~uarc/	1 st Thursday 7:30 pm	UofU EMC Bldg Room 101 Salt Lake City Utah
GSarc	Ubetarc.org	Check Website	Check Website
Utah DX Association	udxa.org	3 rd Wednesday check web page for details	check web page for details Salt Lake City area
UvhfS	ussc.com /~uvhfs/	Each Tuesday 8:00 pm (refer to web site)	Weekly 2 meter net (no eye ball meetings)
WDArc	westdesertarc.org/	1 st Tuesday 7:00 pm	Tooele County Courthouse Tooele Utah
WsuArc	https://groups.google.com/forum/#! forum/wsuarc	3 rd Thursday 5:30 pm	WSU Blding #4 Room ? Ogden Utah

LOCAL AREA NETS

DATE	CLUB	FREQ
Daily @ 12:30 PM mt	Utah Beehive net HF	7.272 Mhz HF LSB
Daily @ 07:30 PM mt	Utah Code net HF	3.570 Mhz HF CW
Daily @ 02:00 UTC	Utah Farm net HF	3.937 Mhz HF LSB
Sunday @ 8:45 AM	Ogden Old Timers HF net	7.193 Mhz HF LSB
Sunday @ 7:30 PM	GS ARC	145.430 - 123.0 (training net)
Sunday @ 8:30 PM	SATERN Net	145.900 - 123.0
Sunday @ 9:00 PM	Morgan Co Net	147.100 +123.0
Sunday @ 9:00 PM	UARC Info net	146.620- no PL tone required
Monday @ 9:00 PM	2-meter SSB net	144.250 Mhz 2-meter USB
Tuesday @ 7:00 PM	OARC—Ham & Eggs Net	448.600 -123.0
Tuesday @ 8:00 PM	Weber ARES	448.600 - 123.0
Tuesday @ 8:00 PM	VHF Society Swap	147.120 + 100.0
Tuesday @ 9:00 PM	Bridgerland ARC	147.260 + 103.5
Wednesday @ 8:00 PM	GS ARC	145.290-, 145.430-, 448.300- (all 123.0)
Wednesday @ 8:30 PM	CSERG	145.770 simplex
Wednesday @ 9:00 PM	No. Utah 10m HF net	28.313 Mhz HF USB
Wednesday @ 9:00 PM	6-meter SSB net	50.125 Mhz 6-meter USB
Thursday @ 6:30 PM	Davis Co Elmers Net	147.040 + 123.0 New Hams
Thursday @ 8:00 PM	Weber State ARC	146.820 - 123.0 (coming soon)
Thursday @ 8:00PM	State RACES VHF/IRLP	145.490 - 123.0, 146.680 - 123.0 3 rd Thursday - even months only
Thursday @ 8:30 PM	Davis ARES	147.420 = simplex
Thursday @ 9:00PM	Wasatch Back Net	147.360 + 100.0
Saturday @ 8:00AM mst	RACES State HF	3.920 Mhz HF LSB 3 rd Saturday – odd months only
Saturday @ 11:00AM mst	QCWA net HF	7.272 Mhz HF LSB

OARC OFFICERS

President: Jason Miles KE7IET

Vice Pres: Mike Taylor KE7NQH

Secretary: Ceva Cottrell KE7IEV

Treasurer: Jerry Cottrell KG7IGW

Program Director:
Mike Neal K7MLN

Activity Director:
Dave Mamanakis KD7GR

"WATTS NEWS" e-Magazine

NL Editor: Val Campbell K7HCP

"OARC" web site

Webmaster: Val Campbell K7HCP

OTHER CLUB APPOINTMENTS

VE Liaison: Richard Morrison W7RIK
Jason Miles KE7IET (IT)

Repeater Engineers: Mike Fullmer KZ7O
Scott Willis KD7EKO

Photographer: Ceva Cottrell KE7IEV

QSL Manager: Ceva Cottrell KE7IEV

Historian/Librarian: Kent Gardner
WA7AHY

Equipment Manager: Val Campbell K7HCP

Club Call Sign Trustee: Larry Griffin AD7GL

Advisors: Stan Sjol W0KP
Mike Fullmer KZ7O
Kent Gardner WA7AHY
Kim Owen KO7U
Larry Griffin AD7GL
Gil Leonard NG7IL

73 es cul de W7SU

www.OgdenArc.org