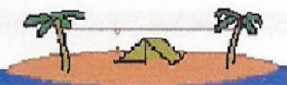


# WATTS NEWS



**The Best of Amateur Radio**

## OARC e-Magazine

[www.OgdenArc.org](http://www.OgdenArc.org)

**OCTOBER 2017**

Next Club Meeting/Activity

**Meeting @ Riverdale Fire Station**



Jason Miles KE7IET  
President



Mike Taylor KE7NQH  
Vice President



Ceva Cottrell KE7IEV  
Secretary



Jerry Cottrell KG7IGW  
Treasurer



Gil Leonard NG7IL  
Program Director



Dave Mamanakis KD7GR  
Activity Director



Val Campbell K7HCP  
Webmaster/NL Editor

---

## **PREVIOUS CLUB MEETING/ACTIVITY**

---

**JOINT SWAP MEET**

**3rd Saturday 16 September 2017**

**8:00 am**

**Bountiful City Park**

**400 north 100 west**

---

## **NEXT CLUB MEETING/ACTIVITY**

**October Meeting**

**3rd Saturday 21 October 2017**

**9:00 am**

**Riverdale Fire Station**

**All about PL Tones, CTCSS and DCS codes**

**By Scott Willis KD7EKO**

---

## PREVIOUS MEETINGS PICS

---

Club Photographer ... Ceva Cottrell KE7IEV



---

No pics from the Joint Swap Meet held at the Bountiful City Park.

## From the Shack of KE7IET



**Jason Miles KE7IET**

It's tough to see neighborhoods underwater or houses knocked to the ground by hurricanes. It was especially hard for me to see the shells of houses burned by the wildfire in Uintah. I've been pleased, however, with the response from volunteer amateur radio operators in the wake of these events. One of the reasons that amateur radio is allocated valuable spectrum is to provide emergency communications support.

If you are interested in emergency communications, I urge you to contact the Weber County Sheriff's Emergency Communication Team (if the geography makes sense for you, of course). The team provides training and participates in community events that are good practice for actual emergencies. You can be a member of the Emergency Communication Team and the Ogden Amateur Radio Club at the same time. To get more information, check into the net on Tuesday evenings at 8 p.m. (local time) on the 448.600 MHz repeater.

On a different subject, Stan WOKP and I discussed surface-mount soldering recently. I've mentioned in the past that I'm slowly building a SoftRock RXTX Ensemble kit. Assembling the kit requires soldering quite a few surface-mount components. They are tiny. I don't think the manufacturers intend for them to be soldered by hand, but that's what the kit requires.

The instructions for the kit reference a series of "Ham Nation" episodes where George Thomas W5JDX builds this very kit. Especially useful are the segments where he demonstrates using an embossing tool and solder paste to install the surface-mount components. See "Ham Nation" episode 70 starting at time 41:48 for the demonstration.

If I had to solder these components using a traditional pencil soldering iron, the entire project would have probably made its way into the junk box, likely never to be touched again. I invested in a Tenma hot-air rework station instead of the embossing tool. I bought my solder paste from Cash Olsen KD5SSJ, which is the same supplier mentioned in the "Ham Nation" video. It comes in a syringe with a very short needle. (It's more of a nozzle than a needle.)

Note that hot air is not the only option when using solder paste. There are also methods that use a toaster oven or a skillet. You place all the surface-mount components on the board (with solder paste) at the same time. You then heat the entire assembly by placing it in the toaster oven or on the skillet. When the solder paste turns shiny, the soldering is done. However, be aware that both of these methods work best when your surface-mount components are only on one side of the circuit board. Additionally, I wouldn't recommend using the toaster oven or skillet for food after you've used it for soldering. For this project, mounting all surface-mount components at the same time wouldn't be appropriate. The project is meant to be built and tested in stages.

One nice thing about using a hot-air rework station instead of an embossing tool is the finer control it gives you. My rework station has controls for both air speed and temperature. In particular, the speed control is handy. With the speed too high, it's easy to blow the components off of their solder pads. George Thomas fixed this with the embossing tool by holding the tool further from the board. With the rework station, I can just turn the speed down.

To solder a component, you first put solder paste on the pads on the board. Next, you use tweezers to place the component on the pads. Finally, you use the hot-air tool to heat the solder paste until it's shiny.

If the component still moves around, you'll need a way to hold it in place. I just put some downward pressure on it with a pair of tweezers. Alternatively, I've seen someone use a toothpick and a spring-loaded clamp. Put one end of the toothpick in the clamp so most of the toothpick's length sticks out sideways from the clamp. Next, position the clamp and toothpick so they act like a tripod. Rest the non-clamped end of the toothpick on the component to be soldered. The weight of the clamp will hold the component in place.

George Thomas had a solder bridge in his demonstration. He used solder wick and a pencil-style iron to remove the excess solder. So far, I've been pretty fortunate to avoid solder bridges. It's been my experience that the solder paste is attracted to the solder pads and components and retreats away from the spaces in between the pads.

So far, surface-mount soldering hasn't been as bad as I expected. However, I still have most of the project to go. I may still encounter a problem that makes me want to tear my hair out.



---

## OARC COMING EVENTS

---




**VE Test Session**

**1st Wednesday  
04 October 2017  
6:00 PM**

**OARC Christmas Family Dinner**

**3rd Saturday 16 December 2017**



# CLUB NEWS

## HAM and EGGS Net

Tuesday Evenings at 7:00 PM Mountain Time

Mt Ogden 70 cm repeater 448.600 Mhz (- offset, 123.0 PL Tone)

New, Intermediate & Old Timers. Elmering, Education, General Ham Discussion and Rag Chew.

New hams encouraged to check in. Get connected, learn new things and ask questions.

Questions: Mike Neal [K7MLN@hotmail.com](mailto:K7MLN@hotmail.com)

# CLUB NEWS

## Repeater Update

As most of you know, Scott and I took a trip to Mt Ogden two weeks ago.

We did some testing to try and quiet the repeater down a little. It seemed to help some, but it is not perfect. We have another idea, that Scott found on line, which we are now ready to install. This idea is to replace the short coax jumpers which are in the repeater, which connect the antenna's to the radios, with double shielded coax instead of the RG-58 which is in there now. There is evidence of the transmit signal getting through the coax into the receiver.

I have made up some triple shielded coax lines for this and they are now ready to be installed. Hopefully, Scott or I will get up back up there before the end of this month to install them.

Scott and I have discussed another thought, which we feel would totally eliminate the noise issue. This would be to use a DCS code squelch, instead of the CTCSS code we now use. DCS is similar to the CTCSS, except it is a digital code, instead of a low frequency tone. Every radio made in the last 20 years has DCS capability, but it has not been popular in our area at all.

DCS removes the noise at the end of letting up on the mic. It would take some training on how to set your radios to use it, but I think it would solve our noise problem.

Think about it and discuss it. Mike Fullmer, KZ7O

Mike Fullmer KZ7O



Scott Willis KD7EKO





## **HOBBY NEWS**

### **Ham Radio Technician Class Announcement**

**The Davis County Amateur Radio Club is pleased to announce that they will be sponsoring a Technician Licensing Class.**

**It will be held in Syracuse Community Center, 1912 W 1900 S, Syracuse , Utah 84075.**

**There is no cost to take the class.**

**We will be using the Technician License Course book by Stu Turner. The books sell for \$21.95 plus shipping if you order them online but the Davis County Amateur Radio Club is selling them for only \$20.00.**

**The class starts on 11 Oct 2017 every Wednesday evening from 7:00 – 9:00 PM thru 29 November 2017.**

**For more information or to buy a book contact Spencer Mark at [ae7io@arrl.net](mailto:ae7io@arrl.net).**

## HOBBY NEWS

Swap meet coming SOON !

Logan UT—Sat 14 Oct 2017



# SwaptoberFest

Saturday October 14<sup>th</sup>, 2017, 8:00 AM -Noon



146.72 PL 103.5 \* Intertie 449.650 PL 100 \* DMR 447.000/447.125

**\* B T C West Campus - East Doors \***

**1400 North 1000 West Logan, UT- 7:00 AM Set Up**

Refreshments

Admission & Tables Free

# HOBBY NEWS

## 3rd chance ...

Send a letter to your Senator.

Help out your fellow hams that live in a HOA (Val, Stan, Larry to name a few).

Takes less than one minute. Just click the link below.

<https://arri.rallycongress.net/ctas/urge-us-senate-to-support-amateur-radio-parity-act>

Larry Griffin AD7GL took action and received the following reply from our Senator, Mike Lee.

----- Forwarded message -----

From: <[pete\\_blair@lee.senate.gov](mailto:pete_blair@lee.senate.gov)>

Date: Fri, Sep 29, 2017 at 1:02 PM

Subject: Response to the correspondence you sent to Senator Mike Lee

To: [ad7gl@arri.net](mailto:ad7gl@arri.net)

September 29, 2017

Dear Larry:

Thank you for contacting the office of Senator Lee with your thoughts on S. 1534 the Amateur Radio Parity Act of 2017. The Senator depends on input from Utahns such as yourself when dealing with these important issues.

Regarding your correspondence, the bill in question has been referred to the Senate Commerce, Science, and Transportation Committee. Senator Lee will monitor its progress through committee and read it in its entirety. He very much appreciates your input and will be sure to keep your concerns in mind going forward, particularly should the bill advance to the Senate floor for consideration.

The Senator believes that the best way to find answers to the challenges we face today is to let solutions and legislation compete in the marketplace of ideas, in front of the American people. We encourage you to stay engaged by continuing to write and call into our office, learning more about Senator Lee's Article 1 Project, subscribing to Senator Lee's newsletter, following the Senator on social media, and by signing up for his tele-townhalls [at this link](#) or by texting "senmikelee" to 828282.

Best regards,

Pete Blair

Office of Senator Michael S. Lee

[\(202\) 224-5444](tel:(202)224-5444)



## FCC's Updated Rules Governing Personal Radio Services Become Effective on September 28

09/01/2017

The FCC recently adopted a comprehensive [reorganization of and update](#) to the rules governing the Personal Radio Services (PRS). These include a wide variety of wireless devices used by the general public for personal communication, including hand-held Family Radio Service (FRS) transceivers, radio-controlled models, Personal Locator Beacons (PLBs), medical implant devices, and others.

In addition to the updated rule changes, the FCC enhanced the General Mobile Radio Service (GMRS) to allow new digital applications, allot additional interstitial channels, and extend license terms from 5 to 10 years. It also allotted additional channels to the FRS and increased allowable power on certain FRS channels from 0.5 W to 2 W. It also updated the Citizens Radio Service (CB) rules to allow hands-free headsets, eliminate a restriction on DX communication, and remove other outdated requirements.

“These changes and others will update PRS rules to be more in line with current public demands for the services and will make the rules easier to read and find information, while also removing outdated requirements and removing unnecessary rules,” the FCC said.

## GUEST ARTICLE

### HAM? HAM radio? ham radio? Amateur Radio? amateur radio!

By Dan Romanchik, KB6NU

On the ARRL PR mailing list, we've been discussing the proper way to refer to amateur radio. What brought this up was an email from one list subscriber, Richard, WB6NAH, who was (rightfully) proud of the work that his club—the Skagit Amateur Radio Emergency Communications Club—was doing. He noted that they were even featured in the police department's emergency preparedness brochure:

[[download image from <http://www.kb6nu.com/wp-content/uploads/2017/09/skagit-arc-768x1024.jpg>]]

As you can see, the brochure refers to "HAM radio" and "HAM radio operators."

Referring to amateur radio in this way just drives me crazy. "Ham radio" is just a nickname for amateur radio, and "HAM" is certainly not an acronym for anything. I congratulated Richard on getting his club included in the brochure, but noted, "...it's not HAM radio! It's either 'amateur radio' or 'ham radio' (ham is not an acronym). I hate to be nitpicky about this, but as a professional writer, this usage just drives me crazy." He replied, "I agree on Amateur Radio, that was the city's call."

That kicked off the discussion.

One ham replied to me privately, "Thank you...I am continually trying to explain that it is not an acronym or abbreviation."

Another replied to the list:

"The most correct term is "amateur radio" or alternatively "ham radio", both written in normal case. If using "ham radio", it is a best practice to first write "amateur (ham) radio" in the first non-header/non-title occurrence.

"Some will write "Amateur Radio" in proper noun format (first letters in caps) and while this may be acceptable to many and in certain venues, anyone using a style handbook will say it is incorrect. Less correct is to write "Ham Radio" in proper noun format as this is a slang term, albeit a popular one. Of course either term may be written as proper nouns when part of a title or name of an organization.

"Least correct is to write "HAM" in all caps; as stated by others, ham is not an abbreviation or acronym. Writing it as "HAM" is completely wrong, will drive many people bonkers, and should be avoided at all costs."

Ward, N0AX, offered this explanation:

"To clarify where the capitalization originated, there is a long-standing ARRL Board Directive, decades old, stipulating that the words "Amateur Radio" be capitalized in ARRL publications and documents. Most non-amateur publications return it to the lower-case style that is used for non-proper nouns."

One guy got a little miffed that we were wasting our time discussing this at all:

"You know, I've been reading this thread and I think people are getting too hung up on very minor details. The bottom line they got PR. So something wasn't spelled right or capitalized, so what. The message got out and IMHO that's the bottom line. Let's not waste any more bandwidth on this."

I agreed that it was great that they were included in the brochure, and that we were probably beating this topic to death, but I don't think these are minor details. I said that PR professionals pride themselves on getting the details right. So should amateur radio PR people.

I'll give the final word to Dan, AI4GK. He wrote:

"I don't think that standardizing what we call ourselves qualifies as getting hung up on minor details. If we don't have a standardized way of referring to us, how can we expect a public, who already is confused, to understand who we are?"

I don't think that you can argue with this. Let's avoid confusion by using "amateur radio" when writing about our hobby/service. I'd even urge the ARRL to rethink their use of "Amateur Radio." Sometimes, it may be OK to use "ham radio," but it's just not correct to use "HAM radio" or just "HAM."

---

Dan, KB6NU, is the author of the "No Nonsense" amateur radio license study guides and blogs about amateur radio at KB6NU.Com. When he's not picking nits about the name of our hobby, he teaches ham radio classes and operates CW on the HF bands. You can email him at cwgeek@kb6nu.com.

## TEASER ARTICLE

### Half-barrel junkpile.....

**What does it have to do with the old Monticello, Utah airport?**

If anyone knows what these barrels were used for please email Kent, WA7AHY at [below500kc@gmail.com](mailto:below500kc@gmail.com) .

The answer will be in next month's (November) Ogden Amateur Radio Club's newsletter.



Photograph by Kent Gardner

## FEATURE ARTICLE

### How About These License Plates

Ham radio never ceases to amaze me. I made the effort to drive up to Twin Falls, Idaho for the Magic Valley Amateur's swap-meet (Saturday 23 Sep 17). I found a nice scanner antenna that looks suspiciously like a ham radio J-Pole, but with three ground plane radials. The specification sheet with it says it covers 25-1300 MHz, but the picture does not match the aluminum that I brought home with me. We will see what it turns out to be when I can take some time to check it out.

Anyway, while visiting the tail gate wares of the local hams I came upon the following license plate.



Wow, what a coincidence! After doing a double-take I knew I had to take a picture because it almost matched our club call sign **W7SU**.

I was able to find its owner, Kelly Klaas, a long time resident of Twin Falls (see next page for his picture). He has a Magic Valley ham club hat on, but if you look closely, his call sign K7SU is just below the patch. He has been a radio amateur since the 1960's and has done wood working and voice talent over the years.

I promised him that I would send him our Ogden Amateur Radio Club (OARC) history showing where our club call sign came from (Doctor Garner, the founder of OARC and the previous holder of W7SU).





**Kelly Klaas, K7SU.**

**Photo by Kent Gardner and used by permission.**

**It was nice to find a new friend.**

Here is another ham radio look-a-like plate. You have to imagine that the two zeros are the letters O (oh).

I spotted this one in Ogden a few days ago..



TNX

Kent, WA7AHY



---

## Club Swapmeet

---



**“SALE” or “WANTED” ITEMS NEEDED**

OARC's **O-bay (On-Line Swap-Meet)** items needed for the web site...

Visit <http://www.ogdenarc.org/> then click on **Obay-Swap**.

---

## FEATURED ITEMS

### SWAP ITEM # 183

#### FOR SALE:

Alinco DX-SR8 HF Transceiver, (original cost \$479.00)

MFJ Antenna Tuner MF-J 939 (original cost \$159.00).

The radio and tuner are less than a year old.

This is a good deal for someone who is just starting out with HF

**PRICE: \$350 (for both items)**

**CONTACT: Kenneth Winthrop, K7KRW, [kenw1232@yahoo.com](mailto:kenw1232@yahoo.com)**

---

#### **NOTICE**

**FREE on-line, local swap - help spread the word**

<http://www.pocatelloarc.org/swap/>



---

## Club Swapmeet

---



**“SALE” or “WANTED” ITEMS NEEDED**

OARC's **O-bay (On-Line Swap-Meet)** items needed for the web site...

Visit <http://www.ogdenarc.org/> then click on **Obay-Swap**.

---

### FEATURED ITEMS

#### SWAP ITEM # 177

**FOR SALE:** 60ft crank up tower. Aluma model T-60HN.

Includes 120V winch, tilt base plate, YAESU G-800SDX and G-500A rotators, guy wires and house bracket.

**PRICE: \$4000**

**CONTACT: John N7WZ, 208 520 3537 (leave message)**

---

#### SWAP ITEM # 176

**FOR SALE:** 40ft mobile air pushup tower.

Includes spare tire for trailer, leveling feet for trailer and guy straps with ground stakes.

Trailer requires 2 in ball.

**PRICE: \$3000**

**CONTACT: John N7WZ, 208 520 3537 (leave message)**

---

#### NOTICE

FREE on-line, local swap - help spread the word

<http://www.pocatelloarc.org/swap/>



---

## Club Swapmeet

---



**“SALE” or “WANTED” ITEMS NEEDED**

OARC's **O-bay (On-Line Swap-Meet)** items needed for the web site...

Visit <http://www.ogdenarc.org/> then click on **Obay-Swap**.

---

## FEATURED ITEMS

### SWAP ITEM # 175

#### FOR SALE:

Rohn 25G style mast tower (1 foot on the side)

Three 9 foot sections with a top mount section.

The bottom section is buried a foot into a concrete block in the ground.

There is what appears to be an old VHF low band business antenna on the mast.

See picture looking up the mast and me pointing at the first joint.

The owner needs it moved as soon as possible, he will pull the concrete base out of the ground.

Located near the 5000 block on Harrison BLVD in Ogden. Make offer. Email is best for more information.

**PRICE: MAKE OFFER**

**CONTACT: Ray White K7RFW, [CRWHITE@AIRMAIL.NET](mailto:CRWHITE@AIRMAIL.NET)**

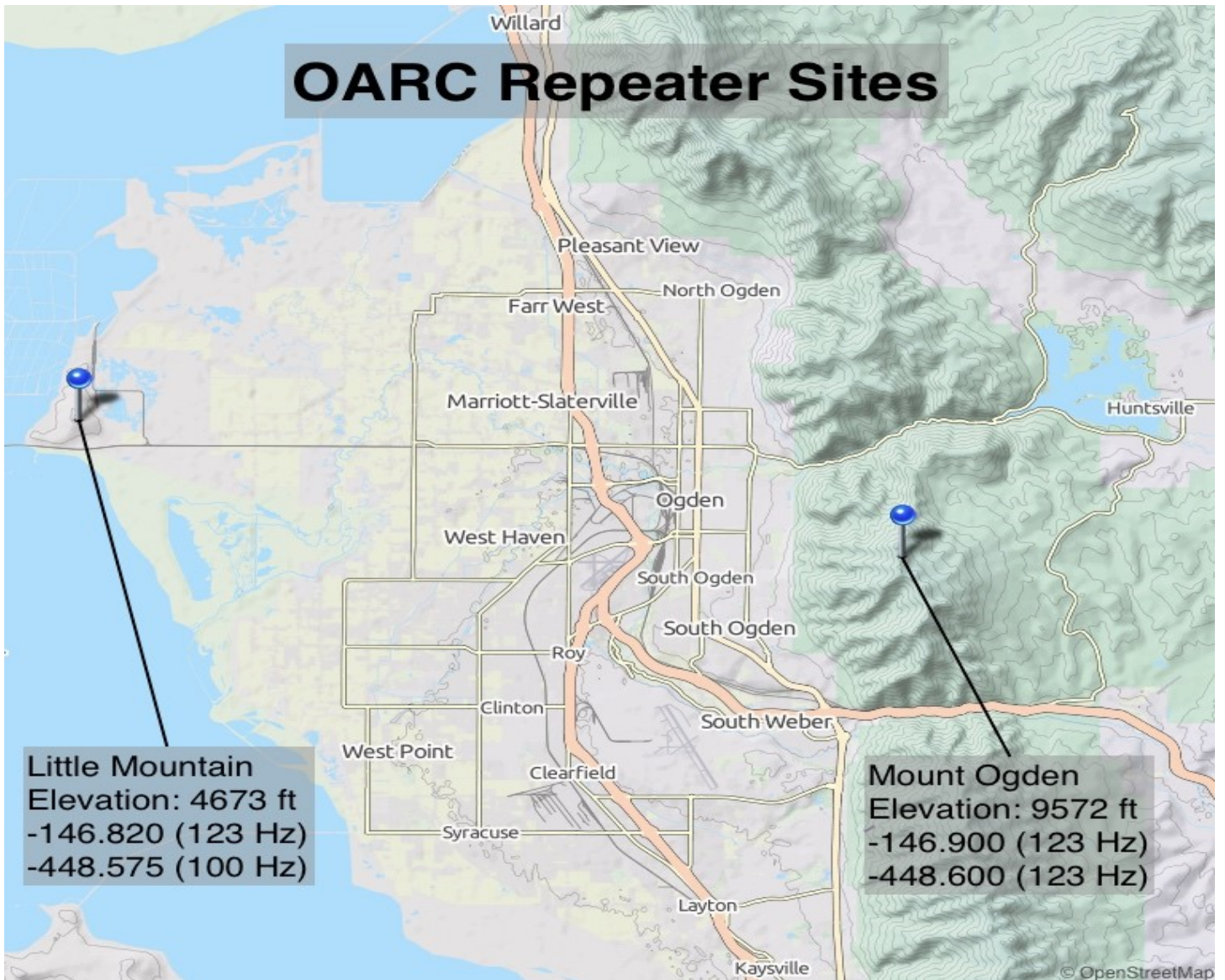
---

### NOTICE

**FREE on-line, local swap - help spread the word**

<http://www.pocatelloarc.org/swap/>

## CLUB REPEATER NEWS



Scott Willis KD7EKO



Mike Fullmer KZ7O

**Scott Willis KD7EKO and Mike Fullmer KZ7O are the OARC repeater engineers that keep our club repeaters at Mt Ogden and Little Mountain operational.**

## OARC YAHOO GROUP




### Did you know that OARC has a Yahoo Group?

We occasionally communicate with our OARC members via the Yahoo Group. Receive notices regarding upcoming club meetings and future e-newsletter release notices and much more like CHAT items of interest.

You can also send/receive notices to/from other group members yourself.

It's easy to sign up...



Just click on the  icon at the top of the club website home page and then follow the Yahoo Group instructions to create yourself a user ID and password.

## OARC You Tube Channel



### **Did you know that OARC has a You Tube Channel ?**

**A lot of our meeting presentations are recorded and posted to our OARC You Tube channel for you to view at a later date.**

**It's easy to view missed**



**meetings...**

**Just click on the icon on the right hand panel of the club website home page to view recorded meetings preserved for your viewing pleasure.**



## Club Badges

OARC Club badges are available for all licensed club members.

The cost is \$10.00 each. The badge comes with a “MAGNETIC” clip. Badge includes your Call Sign in large letters and your First Name in a somewhat smaller font in white lettering on a pitch black background with the club logo. See example below.



Place your order along with \$10.00 in advance for each badge ordered and specify Call Sign and First Name. Contact webmaster or any club officer via email or contact the club treasurer at the next club meeting.

For additional information see club website left side menu and click “Join” to fill out a club application form to order a club badge.

## OARC MEMBERSHIP DRIVE

### SUPPORT YOUR RADIO CLUB

**Don't forget to signup/renew your OARC membership now (\$15) which runs August to August. Consider signing up your spouse as well.**

**Ham + Spouse = \$15 + \$10 = \$25**

**THANK YOU FOR YOUR SUPPORT**

## Join OARC

### Renew your membership now!

Membership in the Ogden Amateur Radio Club is open to anyone interested in Amateur Radio. You do not need an amateur license to join us. You do not need to join the club to participate with us. Dues are used to operate the club, field day activities, and repeater equipment maintenance.

Joining is easy. Come to a club meeting or fill out an application form from the club website (click "Join" from the left side main menu). Instructions for mailing on the form.

**DUES:** Dues are \$15.00 per person and runs August - August. (Ham + spouse = \$25.) More than one ham in the family? Consider the OARC Family plan for \$25.

**NOTE: New Hams >>>** Membership in OARC is complimentary for remainder of 1st year licensed.

## ANNOUNCEMENTS

### Next Club Meeting:

**3<sup>rd</sup> Saturday of each Month**

The Ogden Amateur Radio Club meetings are usually held on the **3<sup>rd</sup> Saturday** of each month.

### Meeting/Activity:

**See notices above**

Talk-in: **-146.82 (pl 123.0)**

Check OARC web site for details

[www.ogdenarc.org](http://www.ogdenarc.org)

Please invite a friend to join you. You do not have to be a member of the club to participate in our club meetings or activities. We invite all to join us.

If anyone is interested in doing a presentation on something or just have something unique to show at the meetings. - Please get a hold of any of the officers and let us know.

### Next Weber Co VE Test Session:

**1st Wednesday Feb, Jun & Oct**

Exam sessions are held in Ogden every few months, **usually** the first Wednesday in February, June, and October.

**Time: 06:00 PM** *Walk-ins allowed*

**Location: Permanent location**

**Weber County Sheriff Office  
Training Room  
712 W 12<sup>th</sup> Street Ogden Utah**

### Contact: VE Liaison:

**Rick Morrison W7RIK** (Liaison)

[morrisonri@msn.com](mailto:morrisonri@msn.com) (801-791-9364)

**Jason Miles KE7IET** (IT)

**Cost: \$ 14.00**

Two forms of **ID**, one of which must be a **picture ID**.

For "Upgrades" bring current **license** and a **copy** of current license, and any **CSCE's**

Most **calculators** allowed. Calculator memories must be cleared before use.

# Club Web Site

Be sure to visit our club web site.

[www.OgdenARC.org](http://www.OgdenARC.org)

Club membership is open to anyone interested in Amateur Radio. You do not need an amateur license to join us. Dues are used to operate the club, field day activities, and repeater equipment maintenance.

## Club Call Sign

Listen to the club repeaters for this very familiar CW ID. You do know Morse Code don't you?

**W7SU**

ARRL Field Day is held on the last full weekend of June every year.

Location may vary each year so watch this notice for details as time draws near.

See you there.

<b>OARC REPEATERS</b>			
(*) Yaesu Fusion digital/FM compatible			
FREQ	CLUB	TONE	LOCATION
146.900-	OARC (*)	123.0	Mt Ogden
448.600-	OARC (*)	123.0	Mt Ogden
146.820-	OARC (*) "Talk-in"	123.0	Little Mtn
448.575-	OARC	100.0	Little Mtn (w/auto patch)

<b>OTHER AREA REPEATERS</b>			
FREQ	CLUB	TONE	LOCATION
146.620-	UARC	none	Farnsworth Pk
147.120+	UARC	100.0	Farnsworth Pk
449.100-	UARC	146.2	Farnsworth Pk
449.500-	UARC	100.0	Farnsworth Pk
147.040+	DCARC	123.0	Antelope Isl
447.200-	DCARC	127.3	Antelope Isl
449.925-	DCARC	100.0	No Salt Lake
145.290-	GSARC	123.0	Brigham City
145.430-	GSARC	123.0	Brigham City
147.220+	GSARC	123.0	Brigham City
448.300-	GSARC	123.0	Brigham City
146.640-	BARC	none	Logan
146.720-	BARC	103.5	Mt Logan
147.260+	BARC	103.5	Promontory Pt
449.625-	BARC	103.5	Mt Logan
145.250-	WSU	123.0	* coming soon
449.250-	WSU	123.0	* coming soon
145.490-	K7HEN	123.0	Promontory Pt
146.920-	N7TOP	123.0	Promontory Pt
449.775-	N7TOP	123.0	Promontory Pt
147.100+	Morgan	123.0	Morgan Co
448.825-	IRLP/Echo	123.0	Clearfield City
449.950-	IRLP	123.0	Clearfield City
449.425-	IRLP	100.0	Nelson Peak
147.360+	Summit Co	100.0	Lewis Peak

## AREA CLUB MEETINGS & WEB SITES

CLUB	WEB SITE	DATE/TIME	LOCATION
OgdenARC	<a href="http://ogdenarc.org">ogdenarc.org</a>	3 <sup>rd</sup> Saturday 09:00 am	Check OARC web site ...
WC Sheriff Comm-O		1 <sup>st</sup> Saturday 10:00 am	Weber Co. Sheriff Complex West 12 <sup>th</sup> Street Ogden Utah
Barc	<a href="http://barconline.org">barconline.org</a>	2 <sup>nd</sup> Saturday 10:00 am	Cache Co. Sheriffs Complex 200 North 1400 West Logan Ut
CSErg	<a href="http://dcarc.net/ares.htm/">dcarc.net /ares.htm/</a>	Last Wednesday 8:30pm	Clearfield City Hall Clearfield Utah
DCarc	<a href="http://dcarc.net">dcarc.net</a>	2 <sup>nd</sup> Saturday 10:00 am	Davis Co. Sheriff Complex Farmington Utah
NU Ares	<a href="http://home.comcast.net/~noutares/">home.comcast.net/ ~noutares/</a>	3 <sup>rd</sup> Wednesday 7:00 pm	Cache Co. Sheriff Office Logan Utah
Uarc	<a href="http://xmission.com/~uarc/">xmission.com /~uarc/</a>	1 <sup>st</sup> Thursday 7:30 pm	UofU EMC Bldg Room 101 Salt Lake City Utah
UVarc	<a href="https://uvarc.club">https://uvarc.club</a>	1 <sup>st</sup> Thursday 6:30 pm	Orem City Council Chamber Room 56 North State St. Orem Utah
GSarc	<a href="http://Ubetarc.org">Ubetarc.org</a>	Check Website	Check Website
Utah DX Association	<a href="http://udxa.org">udxa.org</a>	3 <sup>rd</sup> Wednesday check web page for details	check web page for details Salt Lake City area
UvhfS	<a href="http://ussc.com/~uvhfs/">ussc.com /~uvhfs/</a>	Each Tuesday 8:00 pm (refer to web site)	Weekly 2 meter net (no eye ball meetings)
WDArc	<a href="http://westdesertarc.org/">westdesertarc.org/</a>	1 <sup>st</sup> Tuesday 7:00 pm	Tooele County Courthouse Tooele Utah
WsuArc	<a href="https://groups.google.com/forum/#!forum/wsuarc">https://groups.google.com/forum/#!forum/wsuarc</a>	3 <sup>rd</sup> Thursday 5:30 pm	WSU Blding #4 Room ? Ogden Utah

## LOCAL AREA NETS

DATE	CLUB	FREQ
Daily @ 12:30 PM mt	Utah Beehive net HF	7.272 Mhz <b>HF LSB</b>
Daily @ 07:30 PM mt	Utah Code net HF	3.570 Mhz <b>HF CW</b>
Daily @ 02:00 UTC	Utah Farm net HF	3.937 Mhz <b>HF LSB</b>
Sunday @ 8:45 AM	Ogden Old Timers HF net	7.193 Mhz <b>HF LSB</b>
Sunday @ 7:30 PM	GS ARC	145.430 - 123.0 (training net)
Sunday @ 8:30 PM	SATERN Net	145.900 - 123.0
Sunday @ 9:00 PM	Morgan Co Net	147.100 +123.0
Sunday @ 9:00 PM	UARC Info net	146.620- no PL tone required
Monday @ 9:00 PM	2-meter SSB net	144.250 Mhz <b>2-meter USB</b>
<b>Tuesday @ 7:00 PM</b>	<b>OARC—Ham &amp; Eggs Net</b>	<b>448.600 -123.0</b>
<b>Tuesday @ 8:00 PM</b>	<b>Weber ARES</b>	<b>448.600 - 123.0</b>
Tuesday @ 8:00 PM	VHF Society Swap	147.120 + 100.0
Tuesday @ 9:00 PM	Bridgerland ARC	147.260 + 103.5
Wednesday @ 8:00 PM	GS ARC	145.290-, 145.430-, 448.300- (all 123.0)
Wednesday @ 8:30 PM	CSERG	145.770 simplex
Wednesday @ 9:00 PM	No. Utah 10m HF net	28.313 Mhz <b>HF USB</b>
Wednesday @ 9:00 PM	6-meter SSB net	50.125 Mhz <b>6-meter USB</b>
Thursday @ 6:30 PM	Davis Co Elmers Net	147.040 + 123.0 <b>New Hams</b>
Thursday @ 8:00 PM	Weber State ARC	146.820 - 123.0 (coming soon)
Thursday @ 8:00PM	State RACES VHF/IRLP	145.490 - 123.0, 146.680 - 123.0 3 <sup>rd</sup> Thursday - even months only
Thursday @ 8:30 PM	Davis ARES	147.420 = simplex
Thursday @ 9:00PM	Wasatch Back Net	147.360 + 100.0
Saturday @ 8:00AM mst	RACES State HF	3.920 Mhz <b>HF LSB</b> 3 <sup>rd</sup> Saturday – odd months only
Saturday @ 11:00AM mst	QCWA net HF	7.272 Mhz <b>HF LSB</b>

## OARC OFFICERS

President: Jason Miles KE7IET

Vice Pres: Mike Taylor KE7NQH

Secretary: Ceva Cottrell KE7IEV

Treasurer: Jerry Cottrell KG7IGW

Program Director:  
Gil Leonard NG7IL

Activity Director:  
Dave Mamanakis KD7GR

## "WATTS NEWS" e-Magazine

NL Editor: Val Campbell K7HCP

## "OARC" web site

Webmaster: Val Campbell K7HCP

## OTHER CLUB APPOINTMENTS

VE Liaison: Richard Morrison W7RIK  
Jason Miles KE7IET (IT)

Repeater Engineers: Mike Fullmer KZ7O  
Scott Willis KD7EKO

Photographer: Ceva Cottrell KE7IEV

QSL Manager: Ceva Cottrell KE7IEV

Historian/Librarian: Kent Gardner  
WA7AHY

Equipment Manager: Val Campbell K7HCP

Club Call Sign Trustee: Larry Griffin AD7GL

Advisors: Stan Sjol W0KP  
Mike Fullmer KZ7O  
Kent Gardner WA7AHY  
Kim Owen KO7U  
Larry Griffin AD7GL

---

**73 es cul de W7SU**

[www.OgdenArc.org](http://www.OgdenArc.org)