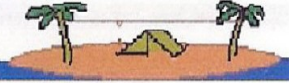


WATTS NEWS



The Best of Amateur Radio

OARC e-Magazine

www.OgdenArc.org

NOVEMBER 2022

Next Club Meeting/Activity/Events

Look Inside



Dave Mamanakis KD7GR
President



Justin Hall KB7LAK
Vice President



Colleen Pike KJ7EAY
Secretary



J. Siddle KG7CJN
Treasurer



Gary Hudman KB7FMS
Program Director

(open)
Activity Director



Val Campbell K7HCP
Webmaster/NL Editor

OARC Watts News Masthead

www.OgdenArc.org

OARC OFFICERS

President: Dave Mamanakis KD7GR
Vice President: Justin Hall KB7LAK
Secretary: Colleen Pike KJ7EAY
Treasurer: J. Siddle KG7CJN
Program Director: Gary Hudman KB7FMS
Activity Director: open

OARC ADVISORS (past presidents)

Mike Fullmer KZ7O
Kent Gardner WA7AHY
Kim Owen KO7U
Larry Griffin AD7GL
Gil Leonard NG7IL
Jason Miles K7IET

Executive Operations Manager

Val Campbell K7HCP

"WATTS NEWS" e-Magazine

NL Editor: Val Campbell K7HCP

"OARC" web site


Webmaster: Val Campbell K7HCP
Postmaster: Val Campbell K7HCP
Membership Clerk: Val Campbell K7HCP

OARC VOLUNTEER APPOINTMENTS

10m Net Control - Gene Morgan WB7RLX
Antenna Manager – Gene Morgan WB7RLX
Assistant Photographer - Rick Hansen N7EGA
Badge Manager – Barbara Siddle KB7FWW
Club Call Sign (W7SU) Trustee – Larry Griffin AD7GL
Club Caterer - Ceva Cottrell W7CVA
Club Chef - Dave Mamanakis KD7GR
Club Elmer – Stan Sjol W0KP
Club Technical Support – Rick Morrison W7RIK
Equipment Loan Program - Val Campbell K7HCP
Equipment Manager - open
FD Log Manager - Jason Miles KE7IET
Field Operations Manager - Gene Morgan WB7RLX
Ham & Eggs Breakfast – Dave DeHeer KJ7DAD
Ham & Eggs Net Control - Kenny Pronschinske KI7UFN
Ham & Eggs Net Control – Larry Griffin AD7GL
Ham & Eggs Net Control – Stan Sjol W0KP
Historian/Librarian – Kent Gardner WA7AHY
Media Manager—Kent Gardner WA7AHY
Photographer – open
QRZ Manager – Tim Samuelson KE7DOA
QSL Manager – Pete Heisig AI7GV
Repeater Engineer – Mike Fullmer KZ7O
Repeater Engineer – Scott Willis KD7EKO
Social Media Manager - open
YouTube Videos - Jason Miles KE7IET
VE Liaison Operations – Rick Morrison W7RIK
VE Assistant - open
VE IT – Jason Miles KE7IET



OARC COMING EVENTS



Next Meeting/Activity

In person Meeting

3rd Saturday 19 November 2022

Next VE Test Session

1st Wednesday 01 February 2023 @ 6:00 PM

A MESSAGE FROM OUR PRESIDENT

Dave's Rag Chew



Dave Mamanakis KD7GR

Greetings My Friends!

Last month was a bit crazy. I got all caught up in my prep for Moab. And time waits for no one. The nice part is, I have some fun pictures from atop Sand Flats at the Porcupine Rim Aid Station!

Our Aid Station Captain and most of the support crew, are all from up in Washington State, over by Mt. Baker. Good folks! And, as you can see, willing to have fun while serving these fine people who chase their passion of running Ultra Marathons...



This is Mo and Stormy's camper behind the Battleford. Mo and Stormy are from California and came out to help with communications. They brought that camper up the rough way from Moab, not the easy way from Spanish Valley... I hope they took it down the easy way!



We had some absolutely beautiful weather this year. Grand views, great sunsets!



And, yes, we saw snow. We had very little wind. It was warm enough. And the storm hit those mountains, not where we were at. We got lucky! Last year, we had 2 inches of snow!





We had great fun. We saved a life. And the runners were grateful for the food and care they received prior to the last leg of the run, down the mountain towards the finish line!
Oh, wait, what? Yes... we saved someone's life.

One of the runners had an allergic reaction and was in anaphylaxis. He couldn't breathe. Cellphone service was only good in, really, one spot out there: Over by the cattle guard (the picture of the skeleton standing up is at that location)... This poor guy was out in the back country about 2 miles away from our aid station.

When all else fails, Ham Radio.

Just about everywhere else on the back side of the mountain was Radio Comms only...

Our medic had to go rescue this guy and take him down to Spanish Valley where they met the Ambulance, and he was later flown to a hospital in Salt Lake.

THAT is why we are there.

That was the only real incident we had this year... and the rest of the trip was loads of fun, and I hope some more of you would like to join us next year for the Moab 240. It is in October, so put it on the calendar for next year! If you are interested, just shoot me an email!

Last night was Halloween! We always have so much fun during this holiday! It is my favorite holiday! But as Utah weather would have it... we are now expecting snow this week! We went from 75-degree weather to snow in 3 weeks. Amazing!

But that reminds me...

Wintertime is a good time to be carrying around your HT Radios. Handheld radios can usually hit just about any repeater we have in the area. There are several repeaters to choose from. This means you need to program your radios for use in the areas you will be driving, vacationing, and visiting for the holidays, or even for your around town travels. You never know when "the worst" might happen and you become stranded in the snow.

Keep some water in your cars, an extra jacket, maybe a blanket for warmth.

Be Ready Utah has a small list of things you might want to put together to keep in your cars during the winter months:

<https://www.ready.gov/car>

I did notice it says, "Cellphone Charger" on their list... but why not add a Radio to your kit?

One of my favorite features about some mobile and HT radios is their GPS capabilities...

You can go to aprs.fi and look up where people are that are pinging the APRS digipeaters.

I use my APRS quite a bit.

And if you have friends or relatives that might want to know "where you are"? All they have to do is look on aprs.fi, and put in your call sign to search, and BINGO, there you are.

Continued ...

Oh, speaking of Repeaters... the 146.820 and 448.575 (Formerly the Little Mountain Repeaters) repeaters are at their new (possibly temporary) home at my mother-in-law's property! This is great news! We had an interesting time taking the repeater shack down and moving it and all the equipment (shack, solar panels, repeaters, tower...)



OSHA would be so proud!

Mike Fulmer (KZ7O) did most of the work with getting the repeaters, the physical radios, relocated and up and running at their new location! Thank You Mike! Awesome Work! And a big thanks to everyone who took time out to go to Little Mountain to dig up the repeater shack and travel it the few miles out to the farm!

Our October Club Meeting, the auction, was a fabulous success! The club brought in enough to ensure we will be buying some great steaks for the Steak Fry in 2023!

This club really is amazing! Thank you all for what you do! Thank you all for the support you give the club!

Our next Club Meeting is in about 3 weeks. Join Us! We will be having a presentation... you will want to be there!

Also, this month is Thanksgiving. Or, as we call it at our house, "The Forgotten Holiday" ... it seems Halloween has almost been over-run by Christmas, and right after Halloween, Christmas Decorations are the ONLY thing you can find. Thanksgiving? What's that? But, we still have Thanksgiving! My second favorite holiday! This Thanksgiving, please remember those who aren't as fortunate. There are so many people that have been hit hard by inflation and our crazy economy.

Ok, I think that is about all I have for you this time!

Don't forget to read Gene's articles in these newsletters... they will blow you away!

--Dave (KD7GR)

CLUB ANNOUNCEMENTS

CLUB NEWS

HAM and EGGS Net

Tuesday Evenings at 6:30 PM Mountain Time

Mt Ogden **70 cm repeater 448.600 MHz** (- offset, 123.0 PL Tone)

New, Intermediate & Old Timers. Elmering, Education, General Ham Discussion and Rag Chew.

New hams encouraged to check in. Get connected, learn new things and ask questions.

Questions: Larry Griffin (AD7GL), ad7gl@arrl.net

Stan Sjol (W0KP), stansjol@xmission.com

Kenny Pronschinske (KI7UFN), kennypron@hotmail.com



Larry Griffin

AD7GL



Stan Sjol

W0KP



Kenny Pronschinske

KI7UFN

CLUB NEWS

10 Meter Net

Thursday Evenings at 0200 UTC (7:00 PM MT)

10 Meters HF - **28.385 MHz SSB (USB)**

Purpose is to promote activity on the 10 meter band (especially during low sunspot activity).

To give technician class operators an opportunity to operate phone, and to provide a venue for conversation and experimentation with antenna and ground wave propagation.

NOTICE: **“Work toward getting your “10 on 10 Award”**

“Work toward getting your “10 meter WAS Award”

Questions and Net Control: Gene (WB7RLX), ee_morgan@outlook.com



Gene Morgan (WB7RLX)

CLUB NEWS

Ham & Eggs Breakfast

Each Wednesday, at a very early 8:00 am, some of the club members meet for an informal breakfast get-to-gather. Everyone is welcome.

Now at a new location:

The Rusted Spoon-Ogden (previously The Stagecoach)

1310 Wall Ave, Ogden, UT

NOTE: See you there ... if you can get up that early.

A record number attended recently ... 17 total.

73, Dave KJ7DAD



Dave DeHeer (KJ7DAD)


PREVIOUS CLUB MEETING/ACTIVITY

PREVIOUS MEETING PICTURES

OARC Donation/Auction (proceeds funds free steaks at Steak Fry)













PREVIOUS MEETING PICTURES

Photos by ... **club photographers**



Rick Hansen—N7EGA

Note: We need a 2nd club photographer. Consider volunteering!

"Previous Meeting/Activity/Event" ...

Photos and links located on the club web site home page.

ALSO

Check out the OARC Facebook page

"Ogden Amateur Radio Club"

OARC SOCIAL MEDIA MANAGER ... needed

NEXT CLUB MEETING/ACTIVITY

CLUB NEWS

Next OARC Event

November Meeting/Activity

"In person Meeting"

TOPIC

UTAH SDR

by Clint Turner KA7OEI

3rd Saturday 19 November 2022 @ 9:00 AM

Location: Utah Military Academy - 5120 S 1050 W Riverdale UT 84405

CLUB & HOBBY NEWS

CLUB NEWS



Little Mountain Repeaters update (1 of 2)

By Mike Fullmer, KZ7O

The Little Mountain repeaters, 146.820 and 448.575, have physically moved to a new home. The repeaters have been at the Little Mt. site for many years. They have been on Air Force Property. Because of tightened security issues they needed to move to a new home. This move occurred on October 14.

A great thanks for the group of people that assisted with the take down and move. It was a lot of work.

If you look on the website you can see pictures of the shack, solar panels, and antennas that were at Little Mt. All this was disassembled and moved.

The new home is currently in West Weber, in the middle of a large pasture. There are no houses or buildings around. Because it is a totally solar setup it does not need any connected power to operate it. It is on family property, owned by Dave Mamanakis's wifes family. We appreciate their willingness to let us use a little piece of it.

The repeaters were off the air for a few days. The 448.575 repeater was back on the air, operating at the home of Mike Fullmer, the next day after it went down. The 146.82 stayed down. But, now, both are operational at their new home.

The location and setup is not permanent, while a new permanent home is being worked on.

The antenna's are just attached to the side of the shack on 8 ft poles, one of each side. The club has some other real towers, but these will not be setup until a permanent home is established. The solar panels are also set up in a temporary fashion.

Those that are familiar with the voice of 448.575, the voice and commands are gone for now. It is just a regular repeater for the moment. The voice and commands "may" come back at a future time.

The coverage at the new site will be different than the old site. They will cover Weber County just fine, but may not cover to the south, into Davis County, as well.

--

Mike Fullmer

CLUB NEWS



Little Mountain Repeaters update (2 of 2)

By Mike Fullmer, KZ7O

I would come to the board meeting next week and give a more detailed update on the Little Mt Repeaters, but I am not available on Nov 9th, so I will do it in email.

Both repeaters are operating at the West Weber location. Solar panels are set up in a temporary manor. I have them held down, so I do not think they will blow away.

The batteries had distilled water put in them. 3 1/2 gallons of water.

I need to take a few pictures for Val. I also need to let the VHF society about the move. They knew it was happening, but should be notified of the new home.

The 440 antenna is broken. It is working, but the fiberglass shell, about half way up, is cracked on 4 sides. I used electrical tape to tape it up to keep the weather out of it. It will be ok for now, but will eventually need replacing.

The 440 repeater does not have the voice controller connected. Since there is no autopatch, the voice is just a nice thing. I can connect it, if the club officers really want it. The time is manually changed with day light savings time and I did not want to do that next weekend. It is working well as it is. I thought about removing the time announcement and leaving the voice but did not do that. I have the controller.

The 2m repeater had some issues of kerchinking itself the last little while at Little Mt. I hope this does not come back. If it does, it is not some other radio signal from the hill. it could only be the radios themselves. So, listen for it and see if it starts to do this again. Otherwise, it is operational.

The antennas are on 8 ft masts, mounted to each side of the shack. They are secure for now.

I wired the panels with left over wire from when they were rewired several years ago.

There is one more spare 2 meter antenna. The Little Mt site had a transmit antenna and a receive antenna for 2 meters. There is only one now because we are using the duplexers. It seems to be working ok.

There is a short 440 antenna that I think was used for packet backbone use a number of years ago. This antenna is very old. The coax is not removable.

The long piece of 9913 type of coax, that ran to the remote antenna, is at my place. It can be used when a final resting place is determined.

If there are any questions, let me know.

Mike, KZ7O

CLUB NEWS

**Congratulations to those who successfully tested
at the OARC November 2022 [VE Test Session](#).**

GENERAL

Dickamore, Bob

CALL

KK7IEU

TECH

Budge, Stephane A.

CALL

KK7JAT

CLUB NEWS

Ham Shack Photos

STILL WANTED—STILL NEEDED

Send me your Ham Shack Photos soon!

Submit to: k7hcp@arrl.net or w7su@arrl.net or 801.389.0690

CLUB NEWS

Unique QSL Cards

STILL WANTED—STILL NEEDED

Send me your QSL Card Photos soon!

Submit to: k7hcp@arrl.net or w7su@arrl.net or 801.389.0690

CONTRIBUTING EDITOR SUBMISSIONS

GUEST CONTRIBUTION

By Gene Morgan WB7RLX



Transmission Lines: Setting the Record Straight

Introduction

I decided to write this article after listening to a QSO on the local repeater. Through the course of the QSO there was some good information given and some bad information given. It didn't help that I had just finished rereading Joel Hallas book on transmission lines. It's a book I always have with me whenever I go work on someone's antenna even though I have committed most of it to memory. It has all the cutting dimension for installing nearly every connector one is likely to encounter. If you are interesting in learning more I highly recommend his book. Unfortunately not many are interested in reading a 55 page book about such a dry topic.

Who was this article written for? Obviously not everyone that see's this article will read it. But if you're someone who wants to go a bit deeper in understanding the technology, who wants to find ways of maximizing your station capabilities then this article was written just for you.

My intention with this article is to focus specifically on transmission lines and connectors the new ham will encounter and avoid areas that are only tangentially related to transmission lines or that you will rarely encounter or have a need for. I also hope to specifically address some of the myths and often overlooked aspects of transmission lines.

In this article I will at times give my opinion. My intention is help you benefit from what I have learned over the years. My experience not only includes antenna installation I've done but installation I've taken apart or been involved in updating. I have found that by taking down an antenna system or looking at a system that has been up for several years I get to see where the flaws and weaknesses were and where the shortcuts were taken. This is one of the reasons I'm always happy to go help folks with their antennas, not to find fault or throw rocks but rather to learn from others successes and failures.

In the first draft of this paper I started off by trying to first explaining what the properties of transmission line was, you know all those numbers and charts explaining the physical and electrical properties of the many different kinds of transmissions lines. From there I started going through each kind of transmission line you might see in the typical ham radio catalog. After going back and reading what I wrote I realized what I was doing was giving you information but with no context. As I read other papers and books on transmission lines I realized they all did the same thing to one degree or another. So I decided to take a different approach. I wanted to give you context. To do that I decided to instead start with your station and go through the process of selecting cables based on the specific use in your station.

The way I've organized this paper is I begin by giving you some background on transmission lines. Things that will be helpful when you get to the section where I write about the various properties a typical transmission line. The goal was to help you understand what all those different numbers mean. After then I go through the typical connectors you will likely use in your shack and explain their strength and weaknesses. I also include some additional information when you get to the point where you are ready build and install your own transmission line.

After we have given you all of this context we will start thinking about your shack. We will look and what to use for patch cables. We will consider options for the transmission line going out to your antenna. We will consider both HF and VHF/UHF installations. If we have done our job you will be able to make good choices about the right kinds of cable and connectors to use in your station. In the shack talking about patch cables, those cables that interconnect all of your equipment.

In the appendix is where you will find the specifications for several types of cables you will likely choose from as you build your station. Our hope is that as you read the specifications you will understand what the numbers all mean, which will put you in a good position to make the right choices for your unique needs. In ham radio, one size does NOT fit all.

You can find the rest of the article on the [OARC DOWNLOADS page](#)., left column, member downloads - Gene Morgan

GUEST CONTRIBUTION

By Kent Gardner WA7AHY



Jamboree on the Air

Scouting USA and the American Radio Relay League joined together for the 2022 Jamboree on the Air (JOTA). It is held the third weekend of October. The Ogden Amateur Radio Club (OARC) and Ogden, Utah Scout Troop 1071 combined for this year's local effort.

The troop was camping at Willard Bay South Marina. Scoutmaster Sanford Thompson, KE7UMB and Committee Member Crystine Riches, KJ7HFC coordinated the campout. Both are OARC members.

Other OARC members helping out were as follows:

- Dave Mamanakis, KD7GR, club president, overall coordinator
- Eugene Morgan, WB7RLX, keeper of the club antenna, checked it out with setup instructions
- Max Ferguson, KA7TYX, helped set up station and antenna
- **Bill Via, K7VIA, on site Extra Class Control Operator and main advisor**
- Kent Gardner, WA7AHY, Scouting Merit Badge Counselor.
- Bryce Draper, KI7YZU made himself available at home for scouts to call on the radio.
- Dean North, W7DLN made himself available at home for scouts to call on the radio.

The main JOTA station was manned by Bill and Chrystne (right). Scouts would be rotated in as they were available.

The main rig was an ICOM 7300 100-watt transceiver for high frequency (HF)

Several Baofeng 48HP 2-meter handhelds were placed around camp for simplex contacts. There were six boy scouts at the campout plus several parents and family members.

HF contacts, mostly on 40 and 20 meters were made. Six contacts were on JOTA frequencies and then they went looking for anyone and made some great contacts from Mexico, Germany, Guatemala and Canada.



The U.S. Coast Guard Auxiliary Flotilla 7.6 also participated by demonstrating a rescue boat and communications protocols for both routine and emergency situations.

The following picture shows the Hustler 6 BTV trap vertical antenna. Close inspection would show a nice pattern of 26 ground radials with a radial plate. Bill and Max were instrumental in getting the antenna up and operating. Proper safety procedures were used with warning flags and public exposure safeguards. All the scouts also learned a lot by assisting in putting up and taking down the antenna. Thanks to Sanford for sending the two photos of the operating station and the antenna.

Continued ...



Crystine was working to put together kits for her home school radio club she runs to build crystal radios. Her son, who is one of the scouts, will be working on his in the next month or so. Two coils needed to be wound using enamel covered copper wire.

Congratulations to Troop 1071 for a fine effort.

Kent is a registered counselor for the Radio, Electronics, Electricity, Journalism, and Communications plus the new Signs, Signals and Codes merit badges. The Signaling merit badge was discontinued in 1990, but was briefly reintroduced for a year on the 100th anniversary of scouting in the United States. The new Signs, Signals and Codes is the recent replacement. Scouts learn to spell their names in Braille, American Sign Language and the International Morse Code. Counselors must keep their Youth Protection and Leader Specific Trainings current in order to qualify.



Kent set up a display of merit badges for the scouts. The 3 code keys are identified as follows:

- Railroad keyer/sounder. It is a 32-volt version that was actually used by the railroad. The four 6-volt batteries in series were enough to produce a strong clicking sound. The railroads used the original Samuel F.B. Morse code.
- Transistorized practice code oscillator
- Homebuilt code practice unit from a 1955 Boys Life article. It was updated using a piezo oscillator instead of a buzzer and using a 9-volt battery instead of using two D cells. It used a door hinge and a spring from a faucet to form the key assembly. The wooden base was a leftover from a Cub Scout Pinewood Derby car display.

During the Titanic sinking, most ships used the German code while the U.S. ship(s) used the original Samuel F.B. Morse code and there was confusion. An international governing body met and now everyone uses the German code which is now known as the International Morse Code.

Scouting USA has been on top of incorporating amateur radio into scouting. If you are a licensed operator you can sew on the operator patch. It is placed on the left sleeve of the uniform.



If you know the code well enough a scout or scouter can sew on the Interpreter patch over the right pocket of the uniform.



The dits and dahs spell out **M-o-r-s-e** of course.

The following is a cut-and-paste of the requirements to wear the strip.

Morse Code Interpreter Strip

Youth and adults may wear this strip if they show their knowledge of Morse code by:

1. Carrying on a five-minute conversation in Morse code at a speed of at least five words per minute.
2. Copying correctly a two-minute message sent in Morse code at a minimum of five words per minute. Copying means writing the message down as it is received.
3. Sending a 25-word written document in Morse code at a minimum of five words per minute.

Similar patches show you can speak other languages. The text and pictorial were copied from a Scouting web page.



TNX

Kent Gardner, WA7AHY



Australian Radio Amateurs May Move to a Class Licensing Structure

Australia's radiocommunications regulator, the [Australian Communications and Media Authority \(ACMA\)](#), is proposing to move the country's radio amateurs to a class license, which is intended to simplify administration of the Amateur Radio Service.

Currently, Australia's radio amateurs are regulated under an apparatus license, with privileges and conditions set out in a Radiocommunications License Conditions Determination. Australian hams pay an annual license fee of A\$55.00 (US\$35.68), but under the proposed class license, annual license renewal payments would end.

The ACMA reports that the current consultation follows extensive public feedback on the [review of the non-assigned licensing arrangements](#) conducted between February and April 2021. The review's principal objective was to identify the most appropriate licensing mechanism that would reduce regulatory burden and minimize costs for amateur radio operators, while preserving the operational utility for amateurs.

The ACMA says they will carefully consider responses received to the current consultation. As stated in the consultation paper, subject to the outcomes of the current consultation and the implementation of supporting operational and administrative arrangements, the ACMA intends to implement the proposed class-licensing arrangements on July 1, 2023.

[The Wireless Institute of Australia \(WIA\)](#) is the national member organization representing the interests of Australian radio amateurs and is a member of the International Amateur Radio Union (IARU). The WIA has a well-credentialed working group developing their response to the ACMA's proposals. The ACMA's deadline for receiving responses is November 29, 2022.

The WIA's working group intends to open a survey in early November to gauge the views of the Australian radio amateur community.

"As this is going to be a quantum step in the evolution of amateur licensing in Australia, such as we have not seen previously, the details need close and careful consideration," said working group leader Peter Young, VK3MV. Peter has been licensed since 1964 and has a background in maritime communications engineering. He is a former Regional Manager with the ACMA and, since retiring, held positions with the WIA as a Director on the WIA Board, and Director with IARU Region 3.



Amateur Radio Club Members Assist Law Enforcement

10/25/2022

The [Wayne Amateur Radio Club](#) (WARC) manned a 30-foot-tall mobile observational Infrastructure Protection Unit, or Sky-Watch tower, at Ohio's Wayne County Fair in September again this year.

Staffed by specially trained amateur radio volunteers, the tower provided 24-hour surveillance, monitoring, and a record of activity on the fairgrounds, including medical emergencies, lost children, and other situations where help may have been needed.

Captain Doug Hunter, KE8JNH, of the Wayne County Sheriff's Office, was impressed with its performance. "Last year, I put in a request for the tower from the Ohio Department of Homeland Security," Hunter said. "After seeing the benefit of having it, I immediately requested the unit for this year's fair."

Positioned near the grandstand, the tower gave volunteers a bird's-eye view of the midway that allows one person to see from the air what four or five people can see from the ground. The observation deck is equipped with state-of-the-art video equipment that provides situational awareness in places where there are large crowds in attendance.

With an array of pan, tilt, and zoom cameras, the unit provides a 360-degree view of the fair's most vulnerable areas. It is climate controlled and is capable of being self-powered to ensure continuous operation.


Eric Mast, W8ELM, a member of WARC, said that club members who have additional training, apart from their amateur radio licensing exams, take shifts monitoring the crowd. "Through our training, we understand how to communicate with law enforcement," said Mast. "We know what they need to hear. If we see a situation that needs their attention, our radio is connected directly to dispatch inside their command center on the fairgrounds. Once we report it, we are out of the loop and law enforcement manages everything from that point."

Captain Hunter added, "As long as this is available to us, we will take advantage of it. If we can utilize something that increases the safety of fairgoers, we will take advantage of that. WARC members donated more than 60 hours of their time, and we are very thankful for them."

O'bay Swap

SWAP ITEM # 237, 238, 239

ALSO FOR SALE: <http://OgdenARC.org/swap.html>



O'bay Swap

SWAP ITEM # 236

FOR SALE:

ICOM IC-7300 HF Transceiver

ICOM IC-7300 Transceiver with ICOM SP-38 matching speaker .

And PTRX Panadapter module with AIRSPY SDR. The module allows the waterfall and spectrum to be displayed on a video monitor.

The radio is in like new condition and is in original box.



<http://OgdenARC.org/swap.html>

O'bay Swap

SWAP ITEM # 235

FOR SALE:

KENWOOD TS440s HF Transceiver

Its in like new condition and works perfectly. It has an internal tuner and the stock filters.



<http://OgdenARC.org/swap.html>

O'bay Swap

(repeat)

SWAP ITEM # 225

FOR SALE: Misc Antenna: equipment, parts, cables, etc. (donated to OARC)

REFER TO CHART: Donation Inventory

ASKING PRICE: \$ make offer \$ (as a donation to your club)

CONTACT: Gene Morgan WB7RLX, 801-540-4907, ee_morgan@outlook.com

<http://OgdenARC.org/swap.html>

CLUB REFERENCE MATERIAL

CLUB REPEATER NEWS



Scott Willis KD7EKO



Mike Fullmer KZ7O

Scott Willis KD7EKO and Mike Fullmer KZ7O are the OARC repeater engineers that keep our club repeaters at Mt Ogden and Little Mountain operational.

OARC MEMBERSHIP DRIVE

SUPPORT YOUR RADIO CLUB

Don't forget to signup/renew your OARC membership now (\$15) which runs August to August. Consider signing up your spouse as well. Remember ... FREE Steak at Steak Fry for ALL members.

Ham + Spouse = \$15 + \$10 = \$25

THANK YOU FOR YOUR SUPPORT

Join OARC

Join or Renew your membership now!

Joining & Renewal is easy. On the club website home page click Join/Renew tab and fill out the membership form. You can pay using your PayPal or mail a Check or Money Order to the club PO Box listed. Or print a hardcopy of the membership form, fill it out and mail it to the PO Box along with your payment. Better yet, Come to a club meeting and bring the completed membership form with you.

DUES: Dues are \$15.00 per person and runs August - August. (Ham + spouse = \$25.) More than one ham in the family? Consider the OARC Family plan for \$25.

NOTE: New Hams >>> Membership in OARC is complimentary for remainder of 1st year licensed.

Membership in the Ogden Amateur Radio Club is open to anyone interested in Amateur Radio. You do not need an amateur license to join us. You do not need to join the club to participate with us. Dues are used to operate the club, field day activities, and repeater equipment maintenance.

Club Badges

OARC Club badges are available for all licensed club members.


The cost is **\$12.00** each. The badge comes with a “MAGNETIC” clip. Badge includes your Call Sign in large letters and your First Name in a somewhat smaller font in white lettering on a pitch black background with the club logo. See example below.



Place your order along with **\$12.00** prepaid in advance for each badge ordered and specify Call Sign and First Name.

Visit the club website home page Join/Renew tab and select the Badge Order form to order your badge. You can use PayPal or mail your check to the club PO Box.

OARC Discord Page



Did you know that OARC has a Discord page ?

What is a Discord Page you ask?

It is OARC's new discussion group site.

Just click on the icon on the bottom of the club website home page to join and visit OARC's ongoing discussion threads. Check it out!

OARC Facebook Page



Did you know that OARC has a Facebook page ?

Just click on the icon on the bottom of the club website home page to visit OARC's ongoing monthly activities and events. Check it out!

OARC You Tube Channel



Did you know that OARC has a You Tube Channel ?

A lot of our meeting presentations are recorded and posted to our OARC You Tube channel for you to view at a later date.

It's easy to view missed



meetings...

Just click on the icon on the bottom of the club website home page to view recorded meetings preserved for your viewing pleasure. Check it out!

ANNOUNCEMENTS

Next Club Meeting:

3rd Saturday of each Month

The Ogden Amateur Radio Club meetings are usually held on the **3rd Saturday** of each month.

Meeting/Activity:

See monthly notices earlier in this newsletter.

Talk-in: - 448.600 (pl 123.0)

Check OARC web site for details

www.ogdenarc.org

Please invite a friend to join you. You do not have to be a member of the club to participate in our club meetings or activities. We invite all to join us.

If anyone is interested in doing a presentation on something or just have something unique to show at the meetings. - Please get a hold of any of the officers and let us know.

Next Weber Co VE Test Session:

1st Wednesday Feb, Jun & Oct

Exam sessions are held in Ogden every few months, **usually** the first Wednesday in February, June, and October.

Time: 06:00 PM *Walk-ins allowed*

Location: Permanent location

**Utah Military Academy
5120 S 1050 W
Riverdale UT 84405**

Contact: VE Liaison:

Rick Morrison W7RIK (Co-Liaison)

morrisonri@msn.com (801-791-9364)

Gil Leonard N7GIL (Co-Liaison)

Jason Miles KE7IET (IT)

Cost: \$ 14.00

Two forms of **ID**, one of which must be a **picture ID**.

For "Upgrades" bring current **license** and a **copy** of current license, and any **CSCE's**

Most **calculators** allowed. Calculator memories must be cleared before use.

AREA CLUB MEETINGS & WEB SITES

CLUB	WEB SITE	DATE/TIME	LOCATION
OgdenARC	ogdenarc.org	3 rd Saturday 09:00 am	Check OARC web site ...
WC Sheriff Comm-O		1 st Saturday 10:00 am	Weber Co. Sheriff Complex West 12 th Street Ogden Utah
Barc	barconline.org	2 nd Saturday 10:00 am	Cache Co. Sheriffs Complex 200 North 1400 West Logan Ut
CSErg	dcarc.net /ares.htm/	Last Wednesday 8:30pm	Clearfield City Hall Clearfield Utah
DCarc	dcarc.net	2 nd Saturday 10:00 am	Davis Co. Sheriff Complex Farmington Utah
NU Ares	home.comcast.net/ ~noutares/	3 rd Wednesday 7:00 pm	Cache Co. Sheriff Office Logan Utah
Uarc	xmission.com /~uarc/	1 st Thursday 7:30 pm	UofU EMC Bldg Room 101 Salt Lake City Utah
UVarc	https://uvarc.club	1 st Thursday 6:30 pm	Orem City Council Chamber Room 56 North State St. Orem Utah
GSarc	Ubetarc.org	Check Website	Check Website
Utah DX Association	udxa.org	3 rd Wednesday check web page for details	check web page for details Salt Lake City area
UvhfS	ussc.com /~uvhfs/	Each Tuesday 8:00 pm (refer to web site)	Weekly 2 meter net (no eye ball meetings)
WDArc	westdesertarc.org/	1 st Tuesday 7:00 pm	Tooele County Courthouse Tooele Utah
WsuArc	https://groups.google.com/forum/#!forum/wsuarc	3 rd Thursday 5:30 pm	WSU Blding #4 Room ? Ogden Utah

Club Web Site

Be sure to visit our club web site.

www.OgdenARC.org

Club membership is open to anyone interested in Amateur Radio. You do not need an amateur license to join us. Dues are used to operate the club, field day activities, and repeat-er equipment maintenance.

Club Call Sign

Listen to the club repeaters for this very familiar CW ID. You do know Morse Code don't you?

W7SU

OARC is 100 years old

OARC was established in May 1921 and became ARRL affiliated in 1937.

OARC REPEATERS			
(*) Yaesu Fusion digital/FM compatible			
FREQ	CLUB	TONE	LOCATION
146.900-	OARC (*)	125 DCS	Mt Ogden (w/WiresX)
448.600-	OARC (*) "talk-in"	123.0	Mt Ogden
146.820-	OARC (*)	123.0	Little Mtn
448.575-	OARC	100.0	Little Mtn (no autopatch)

FREQ/Offset	TONE	LOCATION	OWNER
145.250 -	PL 123.0	Weber State Univ	WSC
145.290 -	PL 123.0	Brigham City	GSARC
145.330 -	PL 100.0	BYU (Provo)	BYUarc
145.430 -	PL 123.0	Brigham City	GSARC
145.470 -	PL 123.0	Powder Mountain	WCSO
145.490 -	PL 100.0	Promontory Point	K7JL
146.620 -	PL none	Farnsworth Peak	UARC
146.640 -	PL none	Logan	BARC
146.720 -	PL 103.5	Mount Logan	BARC
146.760 -	PL none	Lake Mountain	UARC
146.780 -	PL 100.0	Lake Mountain	UVARC
146.920 -	PL 123.0	Promontory Point	WCSO
147.040 +	PL 123.0	Antelope Island	DCARC
147.100 +	PL 123.0	Morgan County	KB7ZCL
147.120 +	PL 100.0	Farnsworth Peak	UARC
147.220 +	PL 123.0	Brigham City	GSARC
147.260 +	PL 103.5	Promontory Point	BARC
147.360 +	PL 100.0	Lewis Peak	Summit Co ARC
447.200 -	PL 127.3	Antelope Island	DCARC
447.225 -	PL 100.0	Malad Idaho	Malad Repeater
447.775 -	PL 123.0	Powder Mountain	WCSO
448.300 -	PL 123.0	Brigham City	GSARC
448.775 -	PL 123.0	Promontory Point	WCSO
448.825 -	PL 123.0	Clearfield City	IRLP Node 4654
449.100 -	PL 146.2	Farnsworth Peak	UARC
449.250-	PL 123.0	Weber State Univ	WSC
449.425 -	PL 100.0	Nelson Peak	IRLP - Western
449.500 -	PL 100.0	Farnsworth Peak	UARC
449.625 -	PL 103.5	Mount Logan	BARC
449.925 -	PL 100.0	North Salt Lake	DCARC
449.950 -	PL 123.0	Clearfield City	IRLP Node 3876
ATV - wb7fid	TV Ch 58	Farnsworth Peak	UARC - Utah ATV

LOCAL AREA NETS

DATE	CLUB	FREQ
Daily @ 12:30 PM mt	Utah Beehive net HF	7.272 Mhz HF LSB
Daily @ 07:30 PM mt	Utah Code net HF	3.570 Mhz HF CW
Daily @ 02:00 UTC	Utah Farm net HF	3.937 Mhz HF LSB
Sunday @ 8:45 AM	Ogden Old Timers HF net	7.193 Mhz HF LSB
Sunday @ 7:15 PM	Weber/Davis ERC	146.820 - 123.0 (ERC training net)
Sunday @ 7:30 PM	GS ARC	145.430 - 123.0 (training net)
Sunday @ 8:30 PM	SATERN Net	145.900 - 123.0
Sunday @ 9:00 PM	Morgan Co Net	147.100 +123.0
Sunday @ 9:00 PM	UARC Info net	146.620- no PL tone required
Monday @ 9:00 PM	2-meter SSB net	144.250 Mhz 2-meter USB
Tuesday @ 6:30 PM	OARC—Ham & Eggs Net	448.600 -123.0
Tuesday @ 8:00 PM	Weber ARES	448.600 - 123.0
Tuesday @ 8:00 PM	DCARC TECH Net	147.040 + 123.0
Tuesday @ 8:00 PM	VHF Society Swap	147.120 + 100.0
Tuesday @ 9:00 PM	Bridgerland ARC	147.260 + 103.5
Wednesday @ 7:00 PM	Am-Con Northern Utah	448.600 -123.0
Wednesday @ 8:00 PM	GS ARC	145.290-, 145.430-, 448.300- (all 123.0)
Wednesday @ 8:30 PM	CSE RG	145.770 simplex
Wednesday @ 9:00 PM	No. Utah 10m HF net	28.313 Mhz HF USB
Wednesday @ 9:00 PM	6-meter SSB net	50.125 Mhz 6-meter USB
Thursday @ 7:00 PM	OARC - 10 Meter Net	28.385 MHz USB (all hams invited)
Thursday @ 7:30 PM	Davis Co ARES	147.420 = simplex & 449.925 -100.0
Thursday @ 8:00 PM	Weber State ARC	146.820 - 123.0 (coming soon)
Thursday @ 8:00PM (3rd Thurs)	State RACES VHF/IRLP	145.490 - 123.0, 146.680 - 123.0
Thursday @ 9:00PM	Wasatch Back Net	147.360 + 100.0
Saturday @ 8:00AM mt (3rd Sat)	RACES State HF	3.920 Mhz HF LSB
Saturday @ 11:00AM mst	QCWA net HF	7.272 Mhz HF LSB

73 de W7SU

www.OgdenARC.org

w7su@arrl.net

PO Box 3353 Ogden UT 84409