



WATTS NEWS



The Best of Amateur Radio

OARC e-Magazine

www.OgdenArc.org

MAY 2018

Next Club Meeting/Activity

Riverdale Fire Station



Jason Miles KE7IET
President



Mike Taylor KE7NQH
Vice President



Ceva Cottrell KE7IEV
Secretary



Jerry Cottrell KG7IGW
Treasurer



Gil Leonard NG7IL
Program Director



Dave Mamanakis KD7GR
Activity Director



Val Campbell K7HCP
Webmaster/NL Editor

PREVIOUS CLUB MEETING/ACTIVITY

March Meeting

3rd Saturday 17 March 2018 @ 9:00 am

Rick Morrison—W7RIK (Antenna Analyzers)

April Meeting

3rd Saturday 21 April 2018 @ 9:00 am

Stan Sjol W0KP (Call Signs, Grid Square)

NEXT CLUB MEETING/ACTIVITY

May Meeting

Riverdale Fire Station

3rd Saturday 19 May 2018 @ 9:00 am

Riverdale Fire Station

- **Field Day / FD PP pics from last year**
- **Bonus: Golden Spike pics from previous event**
- **Direction Finding Techniques**

PREVIOUS MEETINGS PICS

Club Photographer ... Ceva Cottrell KE7IEV



March meeting pics

Photographer ... Rick Hansen N7EGA

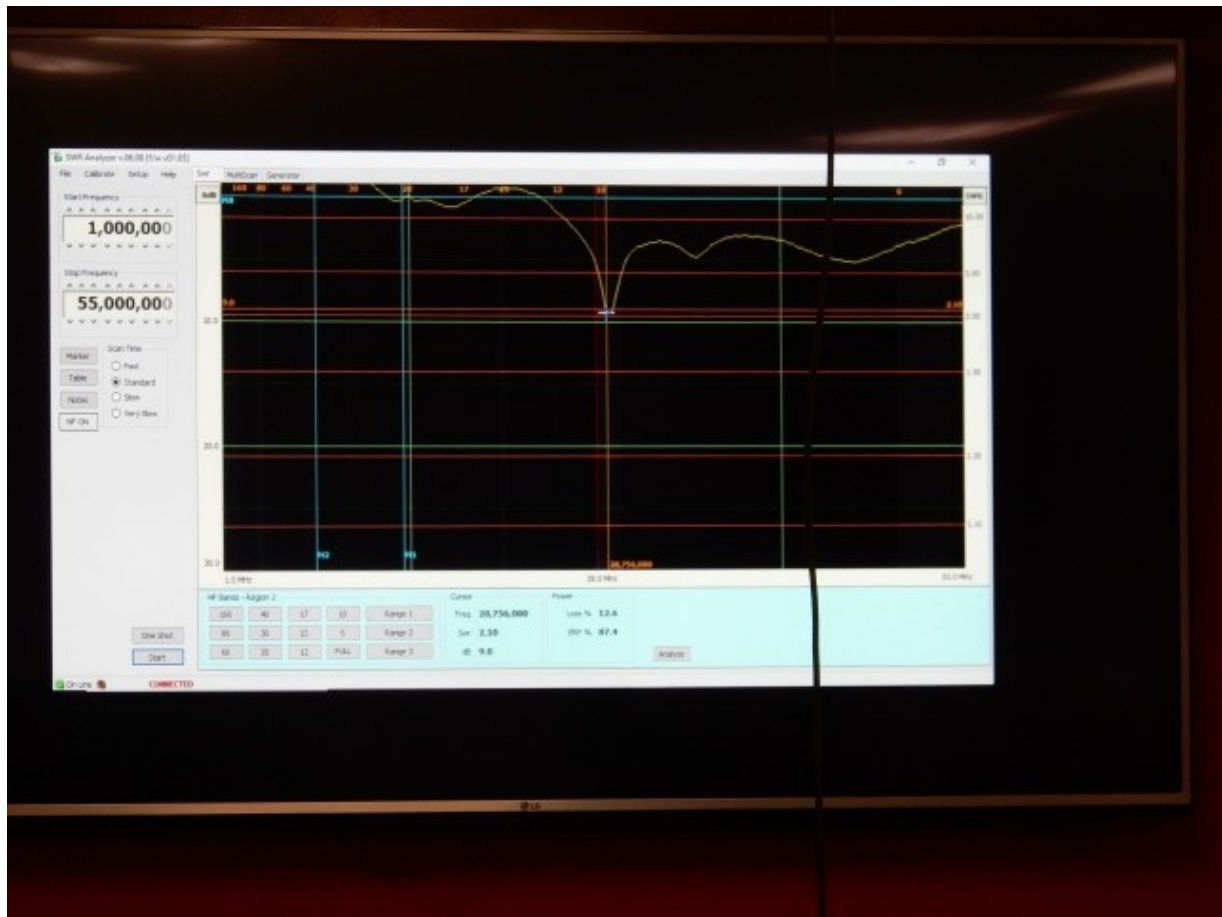


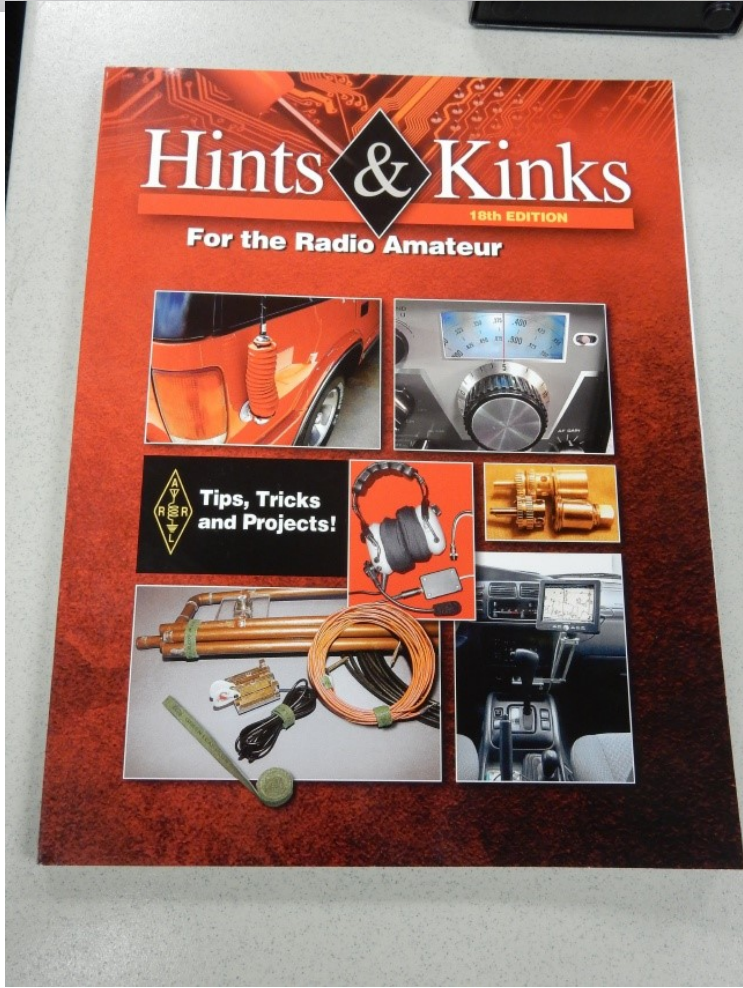
April meeting pics

Continued

March meeting pics - by Ceva Cottrell KE7IEV







April meeting pics - by Rick Hansen N7EGA





From the Shack of KE7IET



Jason Miles KE7IET

First, I'd like to thank Bruce Beford N1RX and Paul Maciel AK1P from the NorCal QRP Club. A few months ago, I found a combination NorCal FCC-1 frequency counter and FCC-2 VFO on eBay. I made the purchase with the understanding that the VFO wasn't working. I was pretty sure the problem was with the microcontroller. Bruce and Paul helped me by programming a new one, and that solved the problem! They didn't even charge me for the service. (I gladly paid for parts and postage.)

As I mentioned in our last club meeting, we would like to open board meetings to all members. In addition to needing your input on club meetings and activities, we also need to know who is interested in club leadership. I will post the date, time, and location of board meetings to the Yahoo group. If you would like to attend, please let me know. We normally have the meeting in a restaurant, and we need to let the restaurant know how many people are coming.

On the subject of participation, we have the Golden Spike special event station coming. We could really use your help. If you are able to participate, I urge you to sign up. The form is available at <https://goo.gl/R4C8Fr>.

By the way, Kent Gardner WA7AHY pointed out during our last board meeting that 2019 marks the 150th anniversary of the driving of the Golden Spike. I think we would do well to participate in the event next year as well.

On a different subject, the first amateur rig I purchased was a Motorola MT1000 handheld. I believe it was meant for either public or commercial service, but it will cover the upper half of the 2m band. To this day, I've never transmitted on it. The radio only has 16 preprogrammed channels, and I don't know what channels are currently programmed in it. I also don't have the Motorola Radio Service Software (RSS) for this model, so I can't program the radio myself.

To make this radio useful, I need to send it to someone who can program it. Because of the cost involved, I want to make sure the 16 channels I request are the most useful I can get. I needed to know which frequencies are in use in my area.

For quite a while, I've been trying to find an efficient way to scan a frequency range and log signals above a certain level. For a while, I had a 200-channel Radio Shack scanner configured for this, but I had to be there to listen for and write down signals that opened the scanner's squelch. It didn't work very well.

Recently, I found a hardware and software combination that works much better. I have a few of the RTL-SDR (aka RTL2832U) USB dongles. These were meant for broadcast TV reception in other parts of the world, but they also work as general-purpose VHF and UHF receivers. Some of them also work in the HF bands.

To begin, I configured my RTL-SDR device on a Windows machine using the instructions at <https://www.rtl-sdr.com/rtl-sdr-quick-start-guide/>. I was able to get it to play broadcast FM stations through SDRSharp to prove it was working. (This should also work under Linux, but it may be a little more effort.)

The scanner software I found is "RTLSDR Scanner" from Ear to Ear Oak Software. It is a free download at <https://eartoearoak.com/software/rtlsdr-scanner>. Be aware that it does not run as a traditional Windows executable. Instead, it runs under Python. The installer will download and install Python if necessary. Please note that some virus scanners mark the installer as malware. I think this is because the installer downloads additional files while it is installing. However, I can't guarantee this. You install RTLSDR Scanner at your own risk.

The software has a graphical user interface, but I wasn't interested in that for this exercise. The software also has a command-line interface, which means it can be scripted. The following command will sweep through a range of frequencies, sampling at regular intervals. It will log the signal level at each interval and write the results to a text file.

```
"C:\Python27\python.exe" -m rtlsdr_scanner -s 145 -e 148 -w 20 "C:\Users\jason\Desktop\scan.csv"
```

Following are the details:

"C:\Python27\python.exe" is the path to the copy of Python that RTLSDR Scanner installed on my machine. If you already had Python installed, your path may be different. Additionally, I don't know whether the software works with Python 3.

The "-m rtlsdr_scanner" parameter tells Python to run the RTLSDR Scanner software.

The "-s" parameter sets the frequency where scanning will start. In this case, I started scanning at 145 MHz.

The "-e" parameter sets the frequency where scanning will end, which is 148 MHz in this case.

The "-w" parameter tells the program how many times to sweep through the frequency range. In this case, it will sweep from 145 MHz to 148 MHz twenty times.

The final parameter is the path to the text file that the scanner will create.

This command creates a text file that can be opened in Excel or other spreadsheet software. There are three columns:

The first column contains the time the sample was taken. It is expressed in Unix epoch time, which is the number of seconds that have elapsed since midnight on 1/1/1970.

The second column contains the frequency in megahertz on which the sample was taken.

The third column contains the signal level. It is represented in decibels per hertz, with is a unit of measure with which I'm unfamiliar. However, higher numbers represent stronger signals.

I wrote a script that would restart the scanner after it had completed its sweeps. In theory, my script was supposed to run the scanner nearly continuously for 24 hours. In practice, the scanner software always ended up freezing after a number of hours. I'm not sure why, and I never solved the problem. The only fix I had was unplugging and reattaching the RTLSDR dongle. In any case, the scanner ran long enough to get some results.

Since I do database programming work professionally, I decided to dump the text files into a database. I analyzed the samples, and these seem to be the most popular two-meter frequencies at my house at a signal level of -35 dB/Hz or stronger. (The noise floor for the dongle seemed to be around -45 dB/Hz.)

No.	Frequency (MHz)	Notes
1	146.62	Utah ARC repeater on Farnsworth Peak
2	147.04	Davis County ARC repeater on Antelope Island
3	145.43	Golden Spike ARC repeater at ATK
4	147.26	Bridgerland ARC repeater on Promontory Point
5	146.70	Salt Lake County ARES repeater on Ensign Peak
6	147.14	K7MLA repeater on Butterfield Peak
7	146.78	Utah Valley ARC repeater on Lake Mountain
8	146.98	Tooele County ARES repeater on Black Mountain
9	147.30	W7EO repeater on South Mountain
10	147.12	K7JL repeater on Farnsworth Peak
11	145.39	West Desert ARC repeater on Black Crook Peak
12	147.51	Simplex frequency
13	145.45	WA7UAH repeater on Butterfield Peak
14	147.22	Golden Spike ARC repeater near Riverside
15	146.82	Ogden ARC repeater on Little Mountain
16	145.42	Unknown: This is in the repeater outputs part of the band, but it sits in between two repeater output frequencies.
17	146.90	Ogden ARC repeater on Mount Ogden

Please note that a professional statistician would probably frown on my methods. The samples were taken at times the RTLSDR dongle was cooperating, so I wasn't able to schedule the samples evenly across times of day or days of the week. Additionally, all samples were taken from my home in Roy. Your results may vary from different locations.

Additionally, note that the repeaters I've listed for the frequencies are guesses in some cases. The RTLSDR Scanner software does not record the audio being transmitted. It only captures the RF level. For some of the frequencies, I just found the closest repeater that matched. The Black Crook Peak repeater, for example, is much further south than I would expect to receive at my home. The 147.22 MHz samples could have been the repeater in Riverside or a repeater in Provo. It's hard to say.

Anyway, these results will certainly help me choose good frequencies for my MT1000. In addition to popular repeaters, I'll probably sprinkle some simplex frequencies into my list.

Finally, when choosing frequencies for your handheld or mobile memories, be sure to consult the Utah VHF Society's repeater list (<http://utahvhfs.org/rptr.html>) and band plan (<http://utahvhfs.org/bandplan1.html>). They have valuable information about how frequencies are allocated in our area.

73 de Jason Miles KE7IET



OARC COMING EVENTS



7QP - 7th Call Area QSO Party

05 & 06 May 2018

7QP.org

OARC Golden Spike Special Event

09 & 10 May 2018

9 AM to 5 PM

W7G.org

Next VE Test Session

1st Wednesday 06 June 2018 @ 6:00 PM

CLUB NEWS

HAM and EGGS Net

Tuesday Evenings at 7:00 PM Mountain Time

Mt Ogden 70 cm repeater 448.600 Mhz (- offset, 123.0 PL Tone)

New, Intermediate & Old Timers. Elmering, Education, General Ham Discussion and Rag Chew.

New hams encouraged to check in. Get connected, learn new things and ask questions.

Questions: Larry Griffin AD7GL, ad7gl@arrl.net

CLUB NEWS

Golden Spike Special Event Station W7G

May 10th is the 149th anniversary celebration of the driving of the Golden Spike for Transcontinental Railroad.

OARC Golden Spike Special Event Station W7G will be operating from the Golden Spike site this year on Wednesday 9 May and Thursday 10 May 2018 from 9am to 5pm MDT.

Come and operate this special event station. It is an event that you will never forget.

Sign up to operate by clicking on the URL below and choose your preferred time period to operate.

URL for the Golden Spike sign-up form...

<https://goo.gl/R4C8Fr>

KD7GR

73,

Val K7HCP

CLUB NEWS

FT8 Guide

After struggling over several weeks to get up to speed with FT8, I ran across an FT8 operating guide today that is the best I have found so far.

The link is

http://www.g4ifb.com/FT8_Hinson_tips_for_HF_DXers.pdf.

Perhaps others would also find it to be useful.

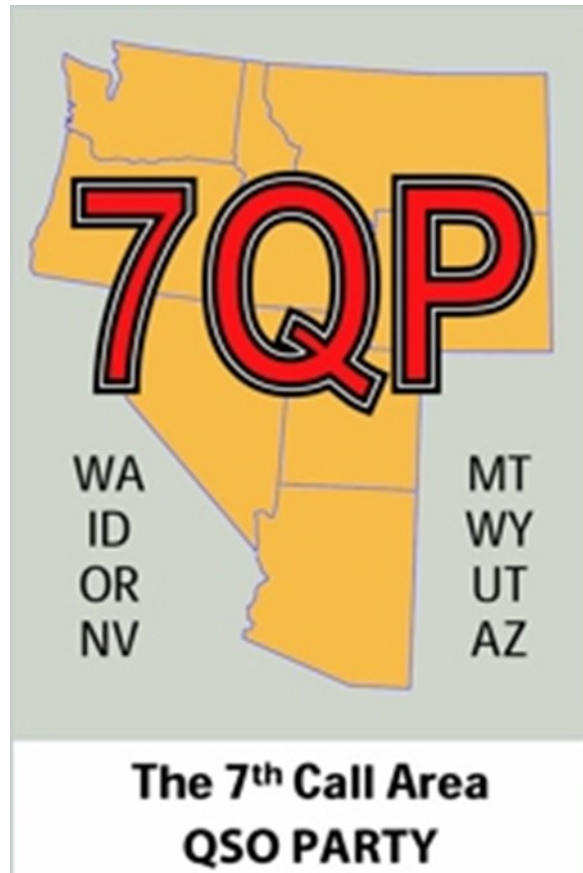
Thanks.

Robert Hill

N7OZG

73, Val K7HCP

HOBBY NEWS



Saturday May 05 & 06 2018

7QP.org

HOBBY NEWS

7QP

Gentlemen,

I'm writing to ask for your assistance in promoting activity in the 2018 7th Area QSO Party. The 12th annual running of the event will take place on Saturday, May 5th-6th, 2018. It begins at 7:00 a.m. and ends on Sunday morning at 1:00 a.m.

In the few years since the first running in 2006 we have grown to be the 2nd largest state QSO party and had over 6000 stations participating last year. There are three other QSO parties running that same weekend, so there is a great flurry of activity all weekend.

Contesters are serious about the event, but casual operators can really enjoy spending a few minutes or hours time operating as well. It is a fine opportunity to operate from home or from a friends shack as a small team. There are classes for Phone, CW and Digital ops.

Many portable operations take place from very desirable counties or from popular 2, 3 or 4 county lines. Good practice for ARRL Field Day.

Many county hunters are looking for the rare or less activated counties out here in the west, and they follow mobile stations as they move through the rare to work counties and work them again and again.

We very much appreciate each and everyone who helps out by operating for even a short time during the contest. Please take a few minutes in your next club meeting to discuss and promote 7QP. I've attached a PowerPoint presentation for your use. I'd be happy to come present the PowerPoint in person if that will help.

All the details are found at www.7qp.org. And, I am available to answer questions by email, text or phone. My contact info is found below. Please call on me for assistance I can give.

Darryl Hazelgren, K7UT
7QP Captain/Utah
Utah Contest Club
darryl@hazelgren.net
801-580-9636

HOBBY NEWS

7QP

Gentlemen,

This is your 30 day countdown reminder for the 7th Area QSO Party. The contest begins at 7:00 a.m. on the Saturday morning, May 5th!

We are beginning to see some planned activities on the website, but I only see eight counties covered in Utah so far. It would really help us who plan to operate mobile/portable or on a county line, if you would send an email to 7qpinfo@codxc.org and let us know which county you will be operating from. We would like to activate as many counties as possible and some of us need to make room reservations or plan a route to drive.

We don't need a commitment for an all out effort; we will appreciate any time you can spend on the air that day. Come and participate. It's a lot of fun!

73

Darryl Hazelgren K7UT

Utah Captain for 7QP

Utah Contest Club

HOBBY NEWS

2018 ARRL Wyoming Section Convention

[HamCon 2018](#)[License Exams](#)[Registration](#)[Lodging](#)[Polo](#)[Forums](#)[Swap Meet](#)[Prizes](#)[Wouff Hong](#)[Talk-In](#)

HamCon 2018



September 15, 2018

[Sweetwater Events Complex](#)

Rock Springs, WY

[Archives](#)[Meta](#)[Log in](#)[Entries RSS](#)[Comments RSS](#)[WordPress.org](#)

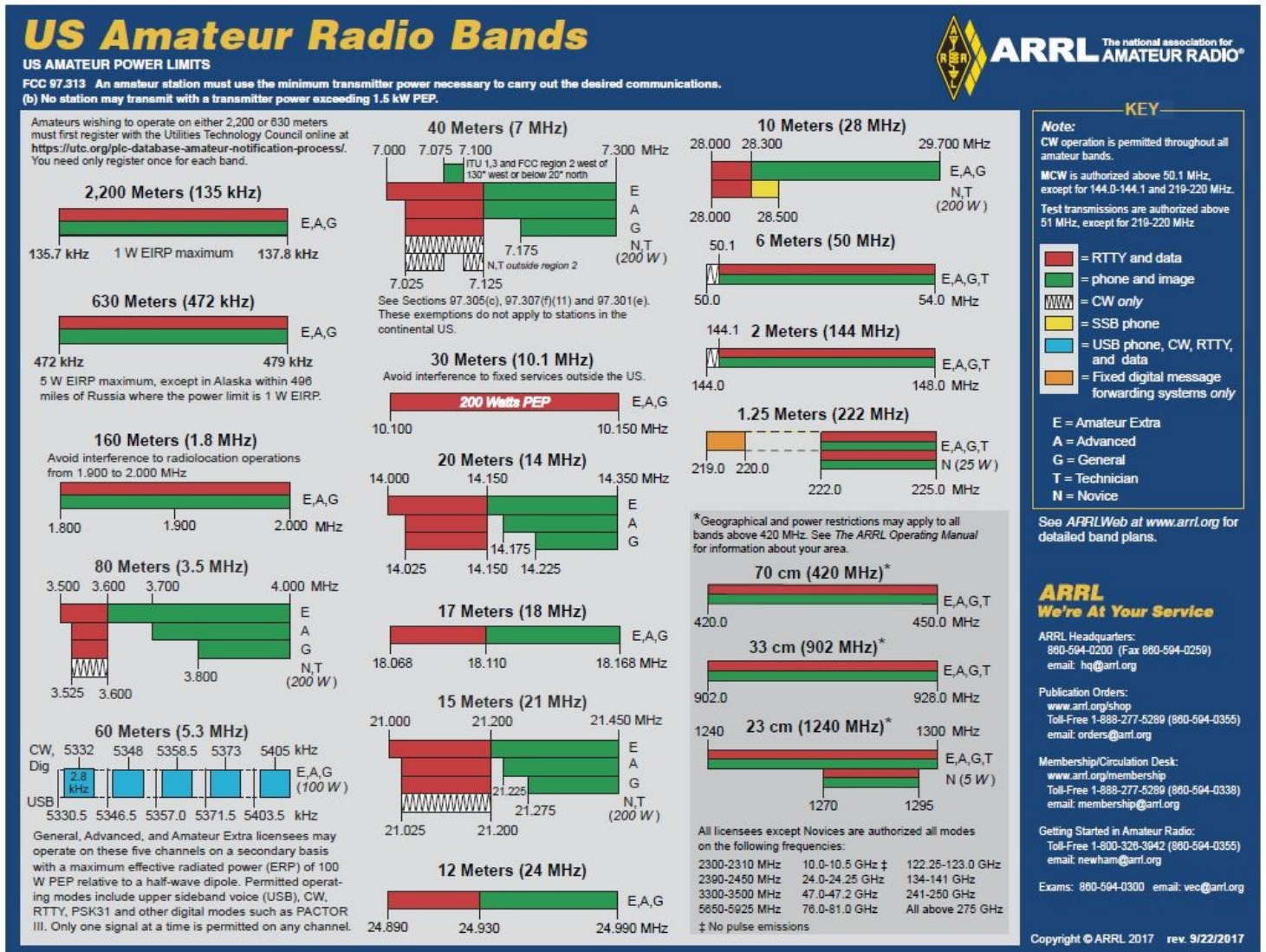
Search for:

15 September 2018

www.wyominghamcon.org

HOBBY NEWS

2017 Ham Band Chart



Download your own copy (.PDF) from the club website ...

“Ham Links” page.



Former "Coast to Coast AM" Radio Show Host Art Bell, W6OBB, SK

Former "Coast to Coast AM" and "Dreamland" radio host Art Bell, W6OBB, of Pahrump, Nevada, died on Friday, April 13, at his home, the Nye County Sheriff's Office announced. He was 72. A KSNV news report indicated that Bell's family was with him when he died. The Sheriff's Office said an autopsy would be performed.

Bell's long-running radio show trafficked in conspiracy theories, the paranormal, and "dark matter." Ham radio came up too, from time to time. In early 2004, Bell aired an extensive live interview with then-ARRL President Jim Haynie, W5JBP (SK).

"Coast to Coast AM" was syndicated nationwide in the early morning hours and, at its peak, was said to have reached 50 million listeners. Bell produced the show from his own studio in the High Desert of Nevada. Often, after his show was over, he would get together on 75 meters with a group of friends.

Bell retired from "Coast to Coast AM" in the early 2000s, although he had served as a guest host as recently as 2010. He briefly returned to the air with "Art Bell's Dark Matter," which lasted several weeks on the SiriusXM satellite network, but he subsequently got involved with another radio program, "Midnight in the Desert," streamed via the Internet. He quit that show in 2015, however, citing "security concerns" at his home.

Bell was the author of the books *The Art of Talk*, *The Quickening*, and *The Coming Global Superstorm*.



Radio Frequency Interference (RFI)

As our lives become filled with technology, the likelihood of electronic interference increases. Every lamp dimmer, garage door opener or other new technical “toy” contributes to the electrical noise around us. Many of these devices also “listen” to that growing noise and may react unpredictably to their electronic neighbors, including Amateur Radio transmitters.



Sooner or later, nearly every active Amateur Radio operator will have a problem with interference. This could involve interference to a neighbor's equipment, or, more likely, some form of interference to Amateur Radio from the noisy devices that can sometimes even be found in our own homes. The good news is that most cases of interference can be cured! The proper use of “diplomacy” skills to communicate with a neighbor and standard technical cures will usually solve the problem.

GUEST ARTICLE by Dan KB6NU

ARRL: How can we help?

Recently, I received this email from a reader:

“Hi Dan,

“Hope you’re doing well. I have a couple of questions about the ARRL. I’ve been reading your blog and other sources, and it’s clear that the ARRL is in a little trouble. I have to say, though, that as soon as the current administration in D.C. notices that some of their friends can make money off of amateur radio bandwidth, the whole amateur radio service is in very serious jeopardy. The only way I can think of to counter that would be an organization like the ARRL, and I think there’s really only one organization like the ARRL. Is that not true? If it is, how can we help?”

I replied that it is true that there’s only one organization like the ARRL. In the past, there have been groups that have tried to compete with the ARRL, but they’ve never really taken off. It’s an incredible amount of work to set up an organization like the ARRL and none of the alternates have been able to get to critical mass.

The second question—How can we help?—is the big question. Here are a few thoughts:

Join the ARRL. If you’re not currently a member, join. You’ll have little or no influence, if you are not a member.

If you are a member, but your friends are not, encourage them to join. The more members the ARRL has, the more influence it will have. This is common sense, but the ARRL doesn’t really seem to care about this. In the past, I’ve encouraged the ARRL to set a membership goal of 25% of licensed radio amateurs ([link 1](#), [link 2](#)). I honestly don’t think this is asking too much, and I’ve never heard a good argument for them not to do this. They continue to ignore me, and the percentage of licensed radio amateurs that are ARRL members continues to decline.

Take an interest in ARRL matters and let your director and vice director know your views. Get your friends to do likewise. Get on the mailing lists for the board meeting agendas and minutes. To do this, log into the ARRL website, click on “Edit your profile,” then “Edit email subscriptions.”

Invite your ARRL elected officials—your division director, vice director, and section manager—to talk at your club meetings. Be prepared to grill them on issues that you think are important.

Run for office yourself. I ran for Great Lakes Division vice director twice. Unfortunately, I lost both times, but even running is a way to have an impact. I’d like to see the “loyal opposition” get organized and challenge the status quo, especially in divisions where I think the current director is making bad decisions.

Having said all that, there are ways to make an impact besides playing ARRL politics:

Get on the air. It’s easier to lose bands if we’re not using them. Encourage others to be active.

Be an Elmer to those that need it.

Teach classes to help those who want a license get a license and to help those who are already licensed to upgrade their licenses.

Be an ambassador for amateur radio, especially to related groups, such as the “maker” groups that have sprung up around the country. Make sure that they know about your amateur radio club and the classes and exam sessions that you offer.

I’d love to hear any other thoughts that you all may have on this. I really do think that at this point, we need to inundate the ARRL Board and staff with input from the membership. While they may have a long history of ignoring the membership and just going about their own merry way, now is really a time of change, and this might be the right time to set the ARRL on a better path.

+++++

When he’s not getting all worked up over ARRL politics, Dan blogs about amateur radio at [KB6NU.Com](#), teaches amateur radio classes, and works CW on the HF bands. He’s the author of the *No Nonsense* amateur radio license study guides and *The CW Geek’s Guide to Having Fun with Morse Code*.

Antenna Repair After A Windstorm

There has been some action in the antenna story as published in the January 2018 edition of the Ogden Amateur Radio Club's Newsletter "Watts News".

The old bent-up antenna was taken down as shown below.



After the initial story in January, I provided the owner with a copy of the article and with a smile, his wife posted the picture on the wall. Even though the old antenna was able to get all the local channels, the owner showed some good logic and found a new antenna on the internet.

FEATURE ARTICLE by Kent Gardner WA7AHY

A new antenna was raised back up. He found a Model ADB-91x UHF yagi antenna on the Solid Signal website in Minnesota. He only paid \$44.99 for it. Wow, I paid \$130.00 for my 4-bay bowtie antenna at Best Buy and it still has difficulty in getting Channel 11.



He also put together a new mast (without the dog-leg) as shown in the previous article. He got it into position with a proper pointing angle, but he says he still needs to true up the mast sections by adjusting the guy wires a bit. It uses 10 foot sections of steel pipe.

I personally called Mr. Antenna in Salt Lake (actually Layton)? I gave him my address and he plugged it into his computer and sent me a satellite map showing that I am, indeed, in a hole that makes it difficult to receive a few of the channels including, of course, channel 11. I will be doing some research on this new antenna to be sure.

TNX Kent Gardner, WA7AHY



Club Swapmeet



“SALE” or “WANTED” ITEMS NEEDED

OARC's **O-bay (On-Line Swap-Meet)** items needed for the web site...

Visit <http://www.ogdenarc.org/> then click on **Obay-Swap**.

FEATURED ITEMS

SWAP ITEM # 177

FOR SALE: 60ft crank up tower. Aluma model T-60HN.

Includes 120V winch, tilt base plate, YAESU G-800SDX and G-500A rotators, guy wires and house bracket.

PRICE: \$4000

CONTACT: John N7WZ, 208 520 3537 (leave message)

SWAP ITEM # 176

FOR SALE: 40ft mobile air pushup tower.

Includes spare tire for trailer, leveling feet for trailer and guy straps with ground stakes.

Trailer requires 2 in ball.

PRICE: \$3000

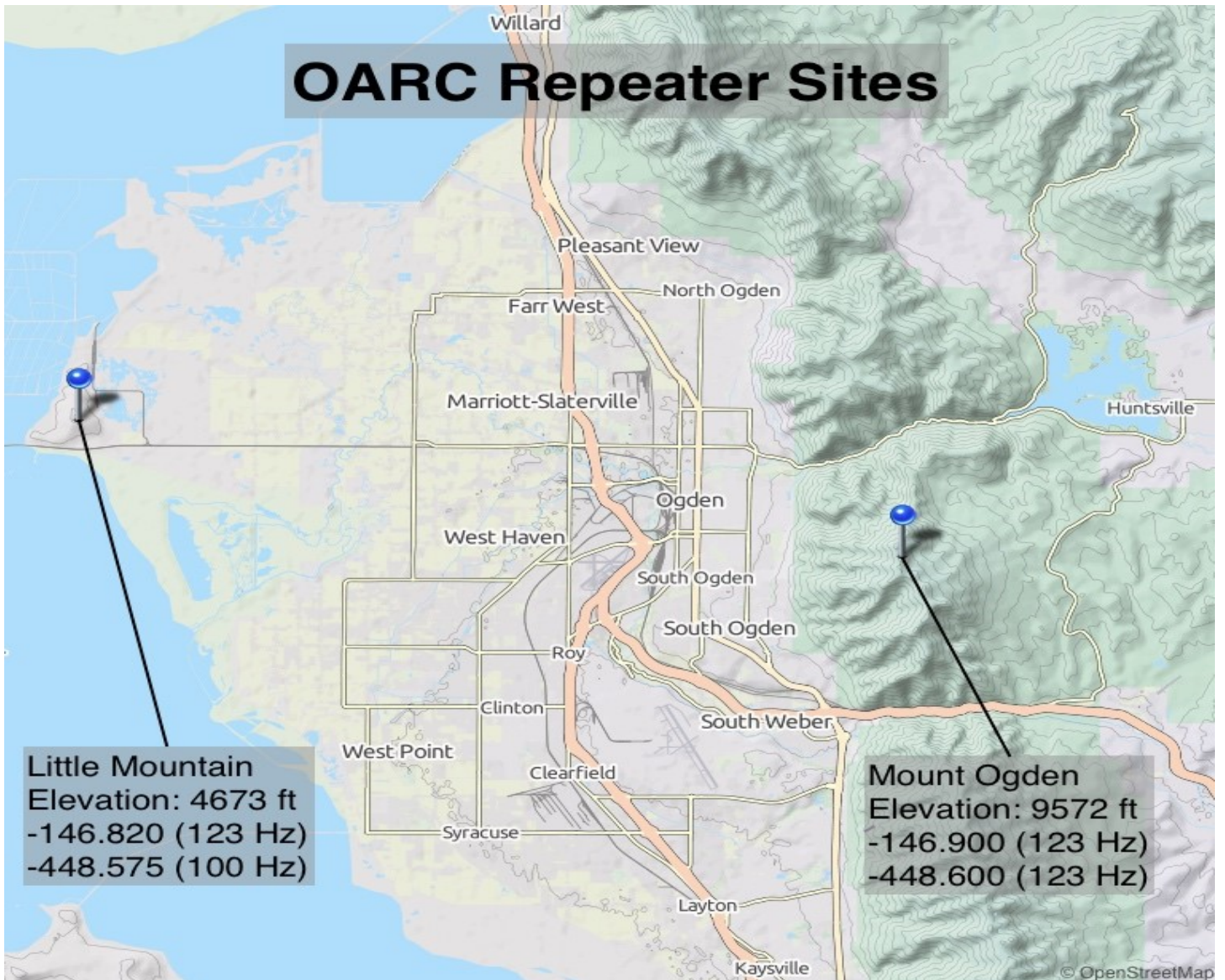
CONTACT: John N7WZ, 208 520 3537 (leave message)

NOTICE

FREE on-line, local swap - help spread the word

<http://www.pocatelloarc.org/swap/>

CLUB REPEATER NEWS



Scott Willis KD7EKO



Mike Fullmer KZ7O

Scott Willis KD7EKO and Mike Fullmer KZ7O are the OARC repeater engineers that keep our club repeaters at Mt Ogden and Little Mountain operational.

OARC YAHOO GROUP




Did you know that OARC has a Yahoo Group?

We occasionally communicate with our OARC members via the Yahoo Group. Receive notices regarding upcoming club meetings and future e-newsletter release notices and much more like CHAT items of interest.

You can also send/receive notices to/from other group members yourself.

It's easy to sign up...



Just click on the  icon at the top of the club website home page and then follow the Yahoo Group instructions to create yourself a user ID and password.

OARC You Tube Channel



Did you know that OARC has a You Tube Channel ?

A lot of our meeting presentations are recorded and posted to our OARC You Tube channel for you to view at a later date.

It's easy to view missed



meetings...

Just click on the icon on the right hand panel of the club website home page to view recorded meetings preserved for your viewing pleasure.

Club Badges

OARC Club badges are available for all licensed club members.

The cost is \$10.00 each. The badge comes with a “MAGNETIC” clip. Badge includes your Call Sign in large letters and your First Name in a somewhat smaller font in white lettering on a pitch black background with the club logo. See example below.



Place your order along with \$10.00 in advance for each badge ordered and specify Call Sign and First Name. Contact webmaster or any club officer via email or contact the club treasurer at the next club meeting.

For additional information see club website left side menu and click “Join” to fill out a club application form to order a club badge.

OARC MEMBERSHIP DRIVE

SUPPORT YOUR RADIO CLUB

Don't forget to signup/renew your OARC membership now (\$15) which runs August to August. Consider signing up your spouse as well.

Ham + Spouse = \$15 + \$10 = \$25

THANK YOU FOR YOUR SUPPORT

Join OARC

Renew your membership now!

Membership in the Ogden Amateur Radio Club is open to anyone interested in Amateur Radio. You do not need an amateur license to join us. You do not need to join the club to participate with us. Dues are used to operate the club, field day activities, and repeater equipment maintenance.

Joining is easy. Come to a club meeting or fill out an application form from the club website (click "Join" from the left side main menu). Instructions for mailing on the form.

DUES: Dues are \$15.00 per person and runs August - August. (Ham + spouse = \$25.) More than one ham in the family? Consider the OARC Family plan for \$25.

NOTE: New Hams >>> Membership in OARC is complimentary for remainder of 1st year licensed.

ANNOUNCEMENTS

Next Club Meeting:

3rd Saturday of each Month

The Ogden Amateur Radio Club meetings are usually held on the **3rd Saturday** of each month.

Meeting/Activity:

See notices above

Talk-in: **-146.82 (pl 123.0)**

Check OARC web site for details

www.ogdenarc.org

Please invite a friend to join you. You do not have to be a member of the club to participate in our club meetings or activities. We invite all to join us.

If anyone is interested in doing a presentation on something or just have something unique to show at the meetings. - Please get a hold of any of the officers and let us know.

Next Weber Co VE Test Session:

1st Wednesday Feb, Jun & Oct

Exam sessions are held in Ogden every few months, **usually** the first Wednesday in February, June, and October.

Time: 06:00 PM *Walk-ins allowed*

Location: Permanent location

**Weber County Sheriff Office
Training Room
712 W 12th Street Ogden Utah**

Contact: VE Liaison:

Rick Morrison W7RIK (Liaison)

morrisonri@msn.com (801-791-9364)

Jason Miles KE7IET (IT)

Cost: \$ 14.00

Two forms of **ID**, one of which must be a **picture ID**.

For "Upgrades" bring current **license** and a **copy** of current license, and any **CSCE's**

Most **calculators** allowed. Calculator memories must be cleared before use.

Club Web Site

Be sure to visit our club web site.

www.OgdenARC.org

Club membership is open to anyone interested in Amateur Radio. You do not need an amateur license to join us. Dues are used to operate the club, field day activities, and repeater equipment maintenance.

Club Call Sign

Listen to the club repeaters for this very familiar CW ID. You do know Morse Code don't you?

W7SU

ARRL Field Day is held on the last full weekend of June every year.

Location may vary each year so watch this notice for details as time draws near.

See you there.

OARC REPEATERS			
(*) Yaesu Fusion digital/FM compatible			
FREQ	CLUB	TONE	LOCATION
146.900-	OARC (*)	122 DCS	Mt Ogden
448.600-	OARC (*)	123.0	Mt Ogden
146.820-	OARC (*) "Talk-in"	123.0	Little Mtn
448.575-	OARC	100.0	Little Mtn (w/auto patch)

OTHER AREA REPEATERS			
FREQ	CLUB	TONE	LOCATION
146.620-	UARC	none	Farnsworth Pk
147.120+	UARC	100.0	Farnsworth Pk
449.100-	UARC	146.2	Farnsworth Pk
449.500-	UARC	100.0	Farnsworth Pk
147.040+	DCARC	123.0	Antelope Isl
447.200-	DCARC	127.3	Antelope Isl
449.925-	DCARC	100.0	No Salt Lake
145.290-	GSARC	123.0	Brigham City
145.430-	GSARC	123.0	Brigham City
147.220+	GSARC	123.0	Brigham City
448.300-	GSARC	123.0	Brigham City
146.640-	BARC	none	Logan
146.720-	BARC	103.5	Mt Logan
147.260+	BARC	103.5	Promontory Pt
449.625-	BARC	103.5	Mt Logan
145.250-	WSU	123.0	* coming soon
449.250-	WSU	123.0	* coming soon
145.490-	K7HEN	123.0	Promontory Pt
146.920-	N7TOP	123.0	Promontory Pt
449.775-	N7TOP	123.0	Promontory Pt
147.100+	Morgan	123.0	Morgan Co
448.825-	IRLP/Echo	123.0	Clearfield City
449.950-	IRLP	123.0	Clearfield City
449.425-	IRLP	100.0	Nelson Peak
147.360+	Summit Co	100.0	Lewis Peak

AREA CLUB MEETINGS & WEB SITES

CLUB	WEB SITE	DATE/TIME	LOCATION
OgdenARC	ogdenarc.org	3 rd Saturday 09:00 am	Check OARC web site ...
WC Sheriff Comm-O		1 st Saturday 10:00 am	Weber Co. Sheriff Complex West 12 th Street Ogden Utah
Barc	barconline.org	2 nd Saturday 10:00 am	Cache Co. Sheriffs Complex 200 North 1400 West Logan Ut
CSErg	dcarc.net /ares.htm/	Last Wednesday 8:30pm	Clearfield City Hall Clearfield Utah
DCarc	dcarc.net	2 nd Saturday 10:00 am	Davis Co. Sheriff Complex Farmington Utah
NU Ares	home.comcast.net/ ~noutares/	3 rd Wednesday 7:00 pm	Cache Co. Sheriff Office Logan Utah
Uarc	xmission.com /~uarc/	1 st Thursday 7:30 pm	UofU EMC Bldg Room 101 Salt Lake City Utah
UVarc	https://uvarc.club	1 st Thursday 6:30 pm	Orem City Council Chamber Room 56 North State St. Orem Utah
GSarc	Ubetarc.org	Check Website	Check Website
Utah DX Association	udxa.org	3 rd Wednesday check web page for details	check web page for details Salt Lake City area
UvhfS	ussc.com /~uvhfs/	Each Tuesday 8:00 pm (refer to web site)	Weekly 2 meter net (no eye ball meetings)
WDArc	westdesertarc.org/	1 st Tuesday 7:00 pm	Tooele County Courthouse Tooele Utah
WsuArc	https://groups.google.com/forum/#! forum/wsuarc	3 rd Thursday 5:30 pm	WSU Blding #4 Room ? Ogden Utah

LOCAL AREA NETS

DATE	CLUB	FREQ
Daily @ 12:30 PM mt	Utah Beehive net HF	7.272 Mhz HF LSB
Daily @ 07:30 PM mt	Utah Code net HF	3.570 Mhz HF CW
Daily @ 02:00 UTC	Utah Farm net HF	3.937 Mhz HF LSB
Sunday @ 8:45 AM	Ogden Old Timers HF net	7.193 Mhz HF LSB
Sunday @ 7:30 PM	GS ARC	145.430 - 123.0 (training net)
Sunday @ 8:30 PM	SATERN Net	145.900 - 123.0
Sunday @ 9:00 PM	Morgan Co Net	147.100 +123.0
Sunday @ 9:00 PM	UARC Info net	146.620- no PL tone required
Monday @ 9:00 PM	2-meter SSB net	144.250 Mhz 2-meter USB
Tuesday @ 7:00 PM	OARC—Ham & Eggs Net	448.600 -123.0
Tuesday @ 8:00 PM	Weber ARES	448.600 - 123.0
Tuesday @ 8:00 PM	VHF Society Swap	147.120 + 100.0
Tuesday @ 9:00 PM	Bridgerland ARC	147.260 + 103.5
Wednesday @ 8:00 PM	GS ARC	145.290-, 145.430-, 448.300- (all 123.0)
Wednesday @ 8:30 PM	CSERG	145.770 simplex
Wednesday @ 9:00 PM	No. Utah 10m HF net	28.313 Mhz HF USB
Wednesday @ 9:00 PM	6-meter SSB net	50.125 Mhz 6-meter USB
Thursday @ 6:30 PM	Davis Co Elmers Net	147.040 + 123.0 New Hams
Thursday @ 8:00 PM	Weber State ARC	146.820 - 123.0 (coming soon)
Thursday @ 8:00PM	State RACES VHF/IRLP	145.490 - 123.0, 146.680 - 123.0 3 rd Thursday - even months only
Thursday @ 8:30 PM	Davis ARES	147.420 = simplex
Thursday @ 9:00PM	Wasatch Back Net	147.360 + 100.0
Saturday @ 8:00AM mst	RACES State HF	3.920 Mhz HF LSB 3 rd Saturday – odd months only
Saturday @ 11:00AM mst	QCWA net HF	7.272 Mhz HF LSB

OARC OFFICERS

President: Jason Miles KE7IET

Vice Pres: Mike Taylor KE7NQH

Secretary: Ceva Cottrell KE7IEV

Treasurer: Jerry Cottrell KG7IGW

Program Director:
Gil Leonard NG7IL

Activity Director:
Dave Mamanakis KD7GR

"WATTS NEWS" e-Magazine

NL Editor: Val Campbell K7HCP

"OARC" web site

Webmaster: Val Campbell K7HCP

OTHER CLUB APPOINTMENTS

VE Liaison: Richard Morrison W7RIK
Jason Miles KE7IET (IT)

Repeater Engineers: Mike Fullmer KZ7O
Scott Willis KD7EKO

Photographer: Ceva Cottrell KE7IEV

QSL Manager: Ceva Cottrell KE7IEV

Historian/Librarian: Kent Gardner
WA7AHY

Equipment Manager: Val Campbell K7HCP

Club Call Sign Trustee: Larry Griffin AD7GL

Advisors: Stan Sjol W0KP
Mike Fullmer KZ7O
Kent Gardner WA7AHY
Kim Owen KO7U
Larry Griffin AD7GL

73 es cul de W7SU

www.OgdenArc.org