



WATTS NEWS



The Best of Amateur Radio

OARC e-Magazine

www.OgdenArc.org

MARCH 2017

Next Club Meeting/Activity

WC Library—South Ogden



Jason Miles KE7IET
President



Mike Taylor KE7NQH
Vice President



Ceva Cottrell KE7IEV
Secretary



Jerry Cottrell KG7IGW
Treasurer



Mike Neal K7MLN
Program Director



Dave Mamanakis KD7GR
Activity Director



Val Campbell K7HCP
Webmaster/NL Editor

PREVIOUS CLUB MEETING/ACTIVITY

February Meeting

3rd Saturday 18 February 2017 @ 9:00 AM

Riverdale Fire Station

Get to Know Your Fellow Hams

And Homebrew Show & Tell

NEXT CLUB MEETING/ACTIVITY

March Meeting

3rd Saturday 18 March 2017 @ 10:00 AM

WC Library—South Ogden

**John Jacobs, W7DBO,
of the Utah Digital Communication Conference**

PREVIOUS MEETINGS PICS

Pictures by ... Rick Hansen - N7EGA


Thanks Rick




















From the Shack of KE7IET



Jason Miles KE7IET

Thank you to all who participated in February's club meeting. I always enjoy the show-and-tell meeting each year. It's exciting to see what people are doing in the hobby. We may even have a full club meeting on one of the items shown.

This month, I thought I might list some of the resources I've used while attempting to learn CW. I've been trying to learn CW for many years now. At this point, I think I could start getting on the air. I just need to work up the courage to do it. I guess I'll need some practice now if I want to do some SOTA activations later this year.

Koch CW Trainer Software from G4FON

<http://www.g4fon.net/>

Free

This free Windows program uses the Koch method to teach letters, numbers, and punctuation. Basically, you start with the letters "K" and "M" at your desired speed. The computer sends the code for those two letters in a random order. It sends the letters in five-character groups for the time period you specify. You copy the code, then you can compare your results with the text printed on the screen.

Once you've become proficient with those two letters, you tell the software to give you a third letter. When you master that, you move on to four, then five, and so on.

When I used this software, I would type the code I heard into a program called WinMerge. (WinMerge is normally used to show the differences between two source code files.) When the computer was finished sending, I would copy the text it sent into WinMerge as well. WinMerge would then show me the differences between what was sent and what I copied.

Morse Toad (Smartphone App)

<https://play.google.com/store/apps/details?id=com.mikelovesrobots.morsetoad&hl=en>

<https://itunes.apple.com/us/app/morse-toad/id906586079?mt=8>

Free

This app may not be the best way to learn code, but it helped me when I didn't have time to sit in front of a computer. It's also based on the Koch method, but it only sends one character at a time. You touch the character you heard immediately after the app sends it. The app then gives you immediate feedback after each character. This probably won't help you increase your CW speed, but I liked the immediate feedback while learning the characters.

Continued ...

Morse Code Podcasts

<http://www.morseresource.com/podcasts.php>

Free

This website posts new CW audio files each day, and they have separate podcast feeds for different CW speeds. The audio files contain a selection of quotes of the day sent as CW. Be aware that the podcast episodes are all pure CW (no voice). If you want to check your work, there's a link on the page listed above that shows the text of the quotes used in the podcast.

Learn CW Online

<http://lcwo.net>

Free

This website is dedicated to learning CW. Admittedly, I only used a small portion of the functionality offered. The feature I used most was the page that converts any text into an MP3 file containing the CW for that text. I used that page to convert news articles to CW, then I would play the CW and try to copy it. However, the website offers many other services that may appeal to you.

RufzXP

<http://www.rufzxp.net/>

Free

This is the tool I've been using lately. I believe it also supports Koch-method learning like other software on the list, but its differentiating feature helps you increase your CW speed. It sends actual amateur call signs one at a time. You type the call sign you hear into a box on the screen. It then compares what it sent with what you heard and shows you the result. The more call signs you type correctly, the faster the software sends the code. If you make mistakes, the software sends slower.

One nice feature of this software is its score-keeping ability. A score is assigned each time you type a call sign. The scores are added at the end of the 50-call sign session, and the software tells you where you fell in that computer's high-score list.

CW Studio

<https://play.google.com/store/apps/details?id=net.infocamp.cwstudio.v1>

\$0.99

This app gives you your choice of simulated iambic paddles or a straight key on your smartphone screen. You can use the paddle or key to send CW, and the app will attempt to decode the CW you send. It's a way to practice sending CW, although tapping a screen isn't quite the same as using real paddles or a real key.

Continued ...

Fldigi

<https://sourceforge.net/projects/fldigi/files/>

Free

If you have a computer with a microphone and a code practice oscillator, Fldigi will dutifully listen to you practice sending CW. Just configure Fldigi to listen for CW (instead of RTTY or PSK31), put your microphone near your code practice oscillator, and start sending.

There are also some tools I'd like to use, but I haven't yet.

Iambic Master

<https://sites.google.com/site/korkowp1/iambic-master>

Free (software)

\$89 (Winkeyer USB hardware)

I learned about this software through a blog post (<http://ve3wdm.blogspot.com/2016/03/iambic-master.html>). From what I've read, this software can help you improve your "fist" by requiring you to send CW smoothly. Unfortunately, I haven't sprung for the necessary Winkeyer hardware, so I don't have any experience with it yet.

Pileup Runner

<http://www.dxatlas.com/pileuprunner/>

Free


I haven't tried this software yet because it may be a bit beyond my ability right now. The software simulates a CW pileup calling you. From what I understand, you have to pick call signs out of the pileup and respond. I don't know whether it's possible to respond via CW key, but it appears that responses are normally done via keyboard.

This is by no means a comprehensive list. You may find other tools that work better for you than those I've listed here. I guess the best tool of all is the one I still haven't gathered the courage to use yet: getting on the air.

Jason Miles KE7IET



OARC COMING EVENTS



Golden Spike Event
09 & 10 May 2017

OARC Tech Class
Wednesdays May 2017

Weber Co VE Test Session
Wednesday 07 June 2017

CLUB NEWS

OARC March Meeting

I have a confirmation from John Jacobs, W7DBO, of the Utah Digital Communication Conference. John will present a synopsis of several of the top “hot” topics that will be discussed at the digital communications conference. He will also answer questions about the conference and history as well as questions on the WIMU Hamfest.

John’s father is organizing the WIMU Hamfest and was involved in that effort in the past.

Event Synopsis:

This year there will be two great events in Utah for the Amateur Radio hobby in 2017. WIMU Hamfest in June which is the ARRL State Convention, and the Utah Digital Communication Conference ARRL event in March. We hope you will be able to attend both of these events. More information is below.

Utah Digital Communications Conference - March 25th, 2017 Sandy, Utah Inspired by ARRL and TAPR National DCC conference, Utah is hosting an event similar in nature. The conference will be a fusion of amateur radio communications and maker topics. This conference will focus on the amateur radio hobby that surrounds utilizing digital modes. Current emerging topics such as digital modes for emergency communications and building your own components will be presented on.

Go to www.utah-dcc.org to register and more information.

WIMU Hamfest - June 16-18, 2017 Bear Lake Utah The great Wyoming Idaho Montana Utah Hamfest is back! We are pleased to announce the revival of the WIMU Hamfest. This great traditional hamfest will be held in Bear Lake, Utah, June 16-18, 2017. Bear Lake is a great destination point for families to vacation while attending the hamfest. Activities will be held at the Garden City Conference Center and Park. Activities include: Outdoor vendors, swap meet, women and youth/child activities, fox hunt, special event station, and much more is planned for the hamfest.

Go to www.wimuhamfest.org to register and more information

Thanks and 73,

Mike Neal **K7MLN**

CLUB NEWS

Congratulations to the following Hams that tested at the February Weber County VE test session.

| | | |
|-------------------|---------|--------|
| Tramposh, Gerald | Extra | KG7VUC |
| Winthrop, Ken | Extra | KI7IGS |
| Shaw, William | General | KI7EXL |
| Bolos, Dino | Tech | KI7KEK |
| Harames, Nicholas | Tech | KI7KEL |
| Wait, Jonathan | Tech | KI7KEM |

CLUB NEWS

HAM and EGGS Net

Tuesday Evenings at 7:00 PM Mountain Time

Mt Ogden 2 meter repeater 146.90 Mhz (-5 Mhz offset, 123.0 PL Tone)

New, Intermediate & Old Timers. Elmering, Education, General Ham Discussion and Rag Chew.

New hams encouraged to check in. Get connected, learn new things and ask questions.

Questions: Mike Neal K7MLN@hotmail.com

CLUB NEWS

Next OARC Licensing: Technician Class ...

Wednesday 03, 17, 24, 31 May 2017

Next Weber County VE Test Session ...

Wednesday 07 June 2017

CLUB NEWS

Another fun license plate.



Is this license plate the fourth license plate made this year from Oneida County Idaho (Malad) or is it intentionally a personalized plate for a "10-4 good buddy" CB enthusiast?

TNX Kent WA7AHY

CLUB NEWS

Another unusual license plate..amateur style



I saw this Utah personalized license plate while driving in Ogden, Utah (March 2017). We have to think about this one. We know this individual is probably a General Class licensee or higher and likes to talk on Single Side-band (SSB). He also does Morse code (Continuous Wave- CW) because the CW signal report is given with three numbers:

R= Readability (5 best)
S = Strength (9 best)
T = Tone (9 best)

If the driver only used two digits then he would still be on "phone" since the second nine is for CW tone reporting only. Some hams use 5N, the N being substituted for the nine, but even that, smacks of them being a CW operator since N would be a shortcut that CW operators maybe would like to use as abbreviations to save time. I could not take a picture of the plate so am using Draw to demonstrate my sighting. It would be fun to find him and invite him to join the club.

TNX

Kent, WA7AHY

HOBBY NEWS

Calling All Hams!!!! Two Great Events In 2017

This year there will be two great events in Utah for the Amateur Radio hobby in 2017. WIMU Hamfest in June which is the ARRL State Convention, and the Utah Digital Communication Conference ARRL event in March. We hope you will be able to attend both of these events. More information is below.

Utah Digital Communications Conference - March 25th, 2017 Sandy, Utah

Inspired by ARRL and TAPR National DCC conference, Utah is hosting an event similar in nature. The conference will be a fusion of amateur radio communications and maker topics. This conference will focus on the amateur radio hobby that surrounds utilizing digital modes. Current emerging topics such as digital modes for emergency communications and building your own components will be presented on. Go to www.utah-dcc.org to register and more information.

WIMU Hamfest - June 16-18, 2017 Bear Lake Utah

The great Wyoming Idaho Montana Utah Hamfest is back! We are pleased to announce the revival of the WIMU Hamfest. This great traditional hamfest will be held in Bear Lake, Utah, June 16-18, 2017. Bear Lake is a great destination point for families to vacation while attending the hamfest. Activities will be held at the Garden City Conference Center and Park. Activities include: Outdoor vendors, swap meet, women and youth/child activities, fox hunt, special event station, and much more is planned for the hamfest. Go to www.wimuhamfest.org to register and more information

Mike Neal K7MLN

HOBBY NEWS



WIMU Hamfest

We are pleased to announce that a site and date has been secured for the 2017 WIMU Hamfest.

It will be held on June 16, 17, 18 2017
Location: Garden City, Utah on Bear Lake.

Space has been reserved at the "Town Center" with additional space at the city park Bowery where a pancake breakfast will be served Sunday morning as well as closing meeting and main prize drawings.

Two very large rooms will be used for meetings, women's activities, kids activities and bingo. Perfect outdoor location is being supplied for the swap meet and very large lawn area for outdoor games and dealer booths.

There is a large RV park next door which will start taking reservations in January. They also have tent spaces and ATV rental. So far we are planning on having lunch available Saturday with a pancake breakfast Sunday morning. Costs will appropriate for families.

More information on that site will be on our website shortly when we build it under

"wimuhamfest.org".

Please save the date and spread the word. Thank you, hope to see you there.

Larry Jacobs - WA7ZBO

John Jacobs - W7DBO

HOBBY NEWS

Would you share the following information with the OARC club members. I am helping a group organize a Digital Communications Conference for Utah Hams. There was so much interest in digital at the Utah Ham Fest we have decided there needed to be more opportunities for hams to learn more and meet those doing this.

If you could announce it on nets, email lists etc, it would be much appreciated.

Here are some details.

Kevin N7RXE ... BARC

Utah Digital Communications Conference for Ham Radio Operators

When: Sat March 25th

Where: 410 W 9800 S

Sandy, UT 84070

Website and Registration

<http://www.utah-dcc.org/>

Session titles

I Got APRS, Now What?

Winlink

DMR, D-Star, Fusion, and P25 Universal Modem for Ham Radio

DMR

DSTAR

DSTAR set-up and administration

Intro to 3D Design and Printing

Arduino - Introduction

Use of Digital Radio in Emergency Response

Basic MESH

Advanced MESH

Getting Started with FLDIGI

Introduction to linux and Raspberry Pi Computers for Radio Applications

The goal is to build an annual conference around digital communications and emerging technologies and other areas of interest to hams.



Division: [Rocky Mountain](#)

Rocky Mountain Division Awards There are many hams throughout the Rocky Mountain Division who deserve to be recognized for their selfless contributions towards the betterment of our ham community. We would like honor them, with your help, and the following awards are offered to do just that: Rocky Mountain Division Ham of the Year Award The award is offered to recognize one of our deserving hams who has been an active participant of the ham community and who has contributed greatly to their ham community for the betterment of all of ham radio. Nominees must be over the age of 18. Rocky Mountain Division Young Ham of the Year Award This award is offered to recognize one of our deserving hams, age 18 and under, who has been an active participant of the ham community and who has contributed greatly to their ham community for the betterment of all of ham radio. Rocky Mountain Division Technical Achievement Award This award is offered to recognize a ham who has provided technical contributions for the betterment of our ham radio community. Some examples may include developing an operating mode, ham-related software application, electronic device for use in the ham community, publication of a technical effort in a ham publication, etc. Recipients will receive a handsome plaque suitable for hanging in their shack. For more info go to: <http://www.rockymountaindivision.org/wp/awards/> Upcoming events in Utah for 2017 Utah Digital Communications Conference - March 25th, 2017 Sandy, Utah Inspired by ARRL and TAPR National DCC conference, Utah is hosting an event similar in nature. The conference will be a fusion of amateur radio communications and maker topics. This conference will focus on the amateur radio hobby that surrounds utilizing digital modes. Current emerging topics such as digital modes for emergency communications and building your own components will be presented on. Go to www.utah-dcc.org to register and more information. ARRL Rocky Mountain Division Convention Cody, Wyoming 27-28 May 2017 <http://www.wyominghamcon.org/> WIMU Hamfest (ARRL Utah State Convention) - June 16-18, 2017 Bear Lake Utah The great Wyoming Idaho Montana Utah Hamfest is back! We are pleased to announce the revival of the WIMU Hamfest. This great traditional hamfest will be held in Bear Lake, Utah, June 16-18, 2017. Bear Lake is a great destination point for families to vacation while attending the hamfest. Activities will be held at the Garden City Conference Center and Park. Activities include: Outdoor vendors, swap meet, women and youth/child activities, fox hunt, special event station, and much more is planned for the hamfest. Go to www.wimuhamfest.org to register and more information If you are aware of other events that may be of interest to our hams in Utah Please let me know. Many clubs have new leaders this year and they will need your help to ensure the club and scheduled events are planned and organized, please volunteer to help out!

73 Mel Parkes, NM7P ARRL Utah Section Manager



Federal Preemption of State/Local RFI Regulations

At times, local and state governments have tried to restrict Amateur Radio operations by imposing ordinances aimed at controlling radio frequency interference – RFI. Under these ordinances and statutes, local governments have tried to “shut down” amateur radio operations on the basis that the RFI is a nuisance to the affected neighbor/s.

In 1982 Congress passed P.L. 97-259, which gives exclusive jurisdiction to regulate RFI to the FCC, preempting state and local ordinances that attempted to do so.

GUEST ARTICLE

By Dan, KB6NU

Why are there so many Techs?

Recently, one of my readers asked, "Why do most people have a Technician license and not a General or Extra? Is it simply not interesting enough to get more privileges?"

This is a very interesting question, one that I've written about before. I think there are several issues at play here. In no particular order:

It's pretty easy to get a Tech license, so a lot of people get them just for the challenge, but really never intend to use the license.

Some people get a Tech license, but then find out that amateur radio isn't what they thought it was going to be.

Some people get a Tech license, then can't find an Elmer to help them. They lose interest and give up on ham radio.

Some people get a Tech license, buy an HT, and think that's all there is to amateur radio. They quickly lose interest in amateur radio, because talking on the repeaters just isn't all that interesting.

Some people get licenses to participate in local emergency communications or CERT organizations. There's no need for them to get anything more than a Tech license.

Since it's so easy to get a Tech license, even those that aren't technically inclined get them. Getting a General Class license requires a fair amount of study, and because they don't see the benefits of putting in that kind of work, they just don't bother.

I posted this question to my blog and got several interesting replies. Perhaps the most cogent was by Kenneth, W6KWF. He wrote: "The only thing General/Extra gets you is HF, which is becoming an increasingly small fraction of the possibilities of the amateur hobby. Amateurs could easily spend their whole lives moving from FM repeaters to microwave to VHF packet to EME to CERT/event support, etc, etc, without having any interest to explore what few facets of the hobby need HF privileges."

I think this is a great point. When incentive licensing was put into place in the late 1960s, HF was where the action was. Nowadays, more of the "cool stuff" is happening on VHF, UHF and microwaves. Getting additional HF privileges is not really a big deal anymore for many hams.

Continued ...

Yet another new license class?

Right on the heels of this discussion, the ARRL posted a news item, "ARRL Seeks Opinions Concerning Possible New Entry Level License" (<http://www.arrl.org/news/arrl-seeks-opinions-concerning-possible-new-entry-level-license>). According to this report, the ARRL Board of Directors set up an An Entry Level License Committee in September 2016.

The committee is gathering member input via an online member survey (<http://www.arrl.org/license-1>) and will make recommendations to the Board for possible rules changes to submit to the FCC. They note, "The result could mean changes to the Technician license, but it could also be an additional, but simpler, license with privileges that would give a newcomer a taste of most facets of ham radio from HF to VHF and UHF. The survey will be online until April 7, 2017.

According to the survey page, the committee is trying to address several issues, including:

- The declining population of new hams under the age of 30.

- A decline in the number of new licensees who actually get on the air.

- Amateur Radio's lack of appeal for those under the age of 30, compared to other technical hobbies.

- The increasing challenge of engaging and retaining Technician licensees.

- A reluctance in much of the amateur community to embrace newer technologies of interest to the younger segment of the population.

Personally, I don't think that coming up with a new entry-level license class with privileges that are even more limited than the Technician Class is a bad idea, but whether or not it's successful will depend completely on the implementation. Unless the new class of license is accompanied by some kind of program that will help these new licensees really become engaged with amateur radio, then we're just creating another class of inactive licensees. I don't know exactly what this program would consist of, but without it, this effort is doomed to failure.

And, who's going to develop and run this program? The only organization that has the horsepower to make this work is the ARRL. They are going to have to step up big time. Most clubs don't have the people or resources to do it properly. If you have any thoughts on this, I urge you to contact the ARRL division director (<http://www.arrl.org/divisions>).

When he's not pondering questions about the amateur radio licensing structure, Dan blogs about amateur radio at KB6NU.Com, writes the "No Nonsense" amateur radio study guides, and teaches ham classes. You can contact him by e-mailing cwgeek@kb6nu.com.

FEATURE ARTICLE

By Kent Gardner WA7AHY

Building an Electronics Kit Circa 2000

For years I have been fascinated with lightning caused whistlers. I built two kits that would receive in the 5 to 15 kiloHertz range. I was quite successful in recording many “natural” radio signals such as whistlers, chirps, pops, morning chorus and evening chorus. This was a NASA sponsored program that catered to Jr. High and High School students to get them interested in science and electronics.

There was another NASA program that also was designed for student participation. It was called “Project Jove”. Here students could build a 20 megaHertz receiver. Using a laptop computer they could try to record Jupiter radio storms. I decided to buy a kit for \$50. I was having so much fun though working with the Whistler equipment, that I put the kit aside. This was about 2003.

Fast forward to 2017. It was announced that Project Jove would be used to try to record the eclipse of the sun coming up in August 2017. Recordings could be submitted to the Jove database for evaluation. Indirectly, the results could be coordinated to see if the sun was also a factor to the radio atmosphere.

What a great opportunity and incentive for me to pull the kit off the shelf and get it built forthwith. The following are some tips on how to build a kit. I followed some of the Heathkit procedures from years gone by.


I first inventoried the major part types.



Continued ...




I then cut the shipping box with sides sloping to the front with the box corrugations exposed. These made handy slots to insert capacitors and other parts. This helped sort values for easier identification.




Continued ...

Unfortunately, I found that the small resistors would fall down into the corrugations so I had to resort to double stick tape.

I read the resistor color codes and stuck the resistors on the tape and wrote the value and the resistor numbers on the paper.



I had some problems in reading the capacitor and diode values. They were really tiny. I was using a four-inch magnifier with a backlight. I had to use a hand magnifier and the four-inch together to bring the tiny letters and numbers into focus. My old eyes needed all the help I could get. I did have an experience with a ceramic **electrolytic** capacitor. The instructions said Tatalum, stripe, long lead +, but both leads were the same length. Using the two magnifying glass technique I discovered that + and - were marked on the piece.




Continued ...

The three integrated circuits were supposed to be soldered directly to the board, but I had some sockets from my junk box so used those.

When I first started to solder components on the circuit board, I found that I couldn't make a clean connection. The circuit board was at least 10 years old and I had to clean it with alcohol to get rid of the surface oxidation. I did pretty well from then on, but did mix up two components and had to unsolder and resolder them. Speaking of solder, I used rosin core solder and had no problems with my small soldering pencil. Near the end however, I ran out of solder. I grabbed another roll that said it was silver solder. I tried a few connections, but the soldering pencil just couldn't get hot enough and the solder did not give a shiny appearance. I read the small print and it said that it needed flux. I had learned years ago that for electronic circuits that flux was a bad word. I need to read up on silver solder, I guess. To get the kit together for the February club meeting's show and tell, I ended up going to WalMart at 12:30 AM to get some rosin core solder to finish the project.

The receiver seems to work okay, but there is a problem with a built-in test oscillator, so I still have some work to do before the next test preparing us for the real eclipse.



Continued ...

The circuit board is of the year 2000 vintage. All components were inserted in the board and soldered on the reverse side. A lot of kits now-days would use surface mount components etc. This is beyond the purpose of this paper. There are new techniques that can make the modern kits possible, and if planning is carefully done, they are still practical to do. Kit building is very gratifying and worthwhile.

TNX

Kent Gardner WA7AHY



Club Swapmeet



“SALE” or “WANTED” ITEMS NEEDED

OARC's O-bay (On-Line Swap-Meet) items needed for the web site...

Visit <http://www.ogdenarc.org/> then click on **Obay-Swap**.

FEATURED ITEMS

SWAP ITEM # 175

FOR SALE:

Rohn 25G style mast tower (1 foot on the side)

Three 9 foot sections with a top mount section.

The bottom section is buried a foot into a concrete block in the ground.

There is what appears to be an old VHF low band business antenna on the mast.

See picture looking up the mast and me pointing at the first joint.

The owner needs it moved as soon as possible, he will pull the concrete base out of the ground.

Located near the 5000 block on Harrison BLVD in Ogden. Make offer. Email is best for more information.

PRICE: MAKE OFFER

CONTACT: Ray White K7RFW, CRWHITE@AIRMAIL.NET

NOTICE

FREE on-line, local swap - help spread the word

<http://www.pocatelloarc.org/swap/>



Club Swapmeet



“SALE” or “WANTED” ITEMS NEEDED

OARC's **O-bay (On-Line Swap-Meet)** items needed for the web site...

Visit <http://www.ogdenarc.org/> then click on **Obay-Swap**.

FEATURED ITEMS

SWAP ITEM # 171

FOR SALE:

Hy-Gain AV-14AVQ Vertical 4 band HF Antenna (10m/15m/20m/40m)

Antenna was used ground-mounted with 4 radials for two years.

Value new = \$189

Good stealth antenna as it is only 18 ft. in length.

It is complete in the original factory box and includes factory manual.

PRICE: \$ 80 (firm), cash only

CONTACT: Larry Griffin AD7GL, 801-388-1894, ad7glqst@gmail.com

NOTICE

FREE on-line, local swap - help spread the word

<http://www.pocatelloarc.org/swap/>



Club Swapmeet



“SALE” or “WANTED” ITEMS NEEDED

OARC's O-bay (On-Line Swap-Meet) items needed for the web site...

Visit <http://www.ogdenarc.org/> then click on **Obay-Swap**.

FEATURED ITEMS

SWAP ITEM # 174

FOR SALE:

RFS 1/2" Heliax

RFS 1/2" Heliax new on the roll for \$1.00 a foot. We still have 1000 Ft available and will cut to your length.

This is RFS Cellflex LCF12-50J Heliax cable. It is similar to Andrew LDF4-50A 1/2" Heliax and the connectors fit both cables.

We don't have connectors for this cable but we can show you where you get get them from a number of suppliers starting at \$5.00 each.

PRICE: \$ 1 / foot

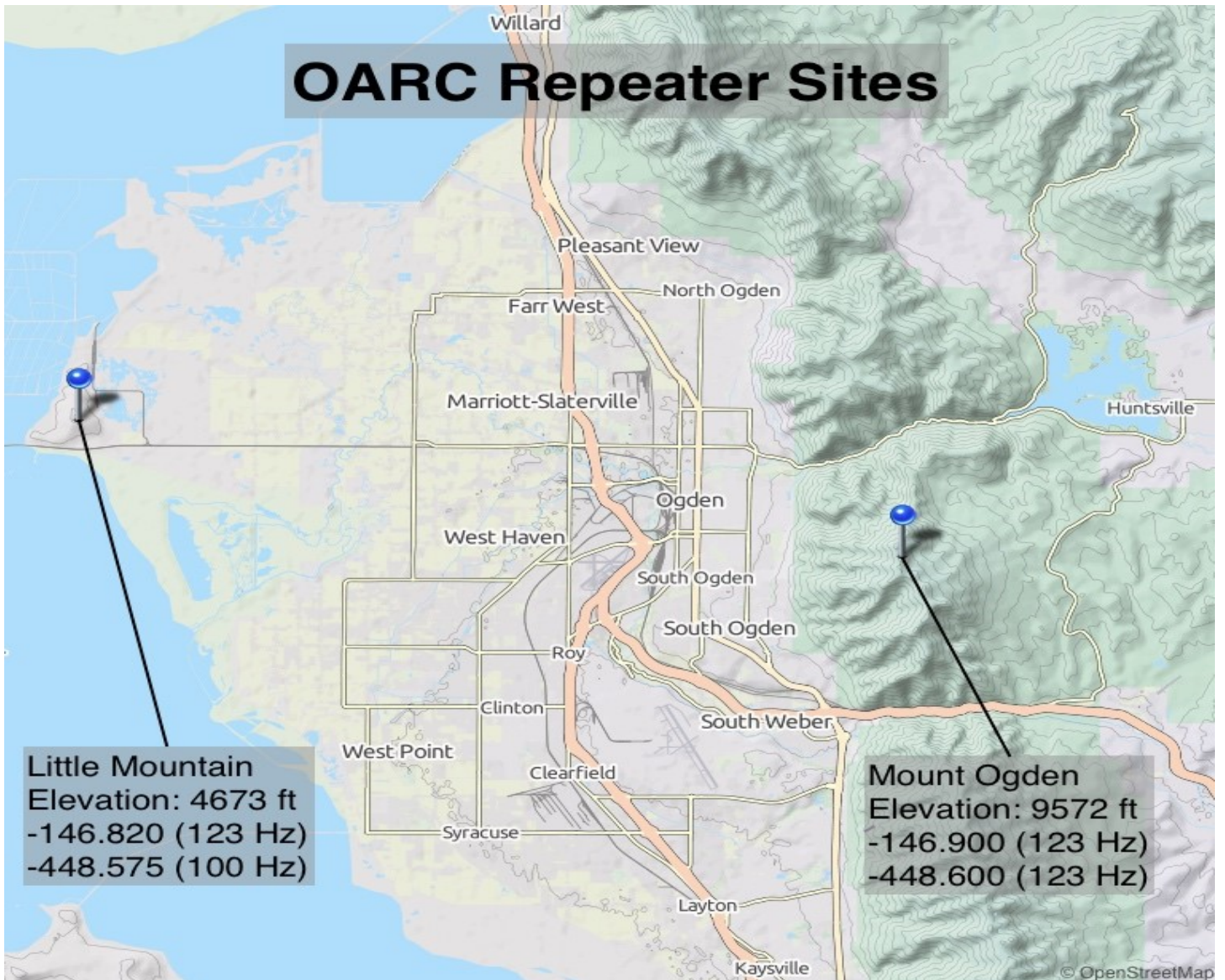
CONTACT: Mel Parkes, NM7P at 801-673-6116 or John Lloyd, K7JL at 801-943-8830 - Payment via PayPal at <http://www.utahvhfs.org/>

NOTICE

FREE on-line, local swap - help spread the word

<http://www.pocatelloarc.org/swap/>

CLUB REPEATER NEWS



Scott Willis KD7EKO



Mike Fullmer KZ7O

Scott Willis KD7EKO and Mike Fullmer KZ7O are the OARC repeater engineers that keep our club repeaters at Mt Ogden and Little Mountain operational.

OARC YAHOO GROUP




Did you know that OARC has a Yahoo Group?

We occasionally communicate with our OARC members via the Yahoo Group. Receive notices regarding upcoming club meetings and future e-newsletter release notices and much more like CHAT items of interest.

You can also send/receive notices to/from other group members yourself.

It's easy to sign up...



Just click on the  icon at the top of the club website home page and then follow the Yahoo Group instructions to create yourself a user ID and password.

Club Badges

OARC Club badges are available for all licensed club members.

The cost is \$10.00 each. The badge comes with a “MAGNETIC” clip. Badge includes your Call Sign in large letters and your First Name in a somewhat smaller font in white lettering on a pitch black background with the club logo. See example below.



Place your order along with \$10.00 in advance for each badge ordered and specify Call Sign and First Name. Contact webmaster or any club officer via email or contact the club treasurer at the next club meeting.

For additional information see club website left side menu and click “Join” to fill out a club application form to order a club badge.

OARC MEMBERSHIP DRIVE

SUPPORT YOUR RADIO CLUB

Don't forget to signup/renew your OARC membership now (\$15) which runs August to August. Consider signing up your spouse as well.

Ham + Spouse = \$15 + \$10 = \$25

THANK YOU FOR YOUR SUPPORT

Join OARC

Renew your membership now!

Membership in the Ogden Amateur Radio Club is open to anyone interested in Amateur Radio. You do not need an amateur license to join us. You do not need to join the club to participate with us. Dues are used to operate the club, field day activities, and repeater equipment maintenance.

Joining is easy. Come to a club meeting or fill out an application form from the club website (click "Join" from the left side main menu). Instructions for mailing on the form.

DUES: Dues are \$15.00 per person and runs August - August. (Ham + spouse = \$25.) More than one ham in the family? Consider the OARC Family plan for \$25.

NOTE: New Hams >>> Membership in OARC is complimentary for remainder of 1st year licensed.

ANNOUNCEMENTS

Next Club Meeting:

3rd Saturday of each Month

The Ogden Amateur Radio Club meetings are usually held on the **3rd Saturday** of each month.

Meeting/Activity:

See notices above

Talk-in: **-146.82 (pl 123.0)**

Check OARC web site for details

www.ogdenarc.org

Please invite a friend to join you. You do not have to be a member of the club to participate in our club meetings or activities. We invite all to join us.

If anyone is interested in doing a presentation on something or just have something unique to show at the meetings. - Please get a hold of any of the officers and let us know.

Next Weber Co VE Test Session:

1st Wednesday Feb, Jun & Oct

Exam sessions are held in Ogden every few months, **usually** the first Wednesday in February, June, and October.

Time: 06:00 PM *Walk-ins allowed*

Location: Permanent location

**Weber County Sheriff Office
Training Room
712 W 12th Street Ogden Utah**

Contact: VE Liaison:

Rick Morrison W7RIK (Liaison)

morrisonri@msn.com (801-791-9364)

Jason Miles KE7IET (IT)

Cost: \$ 14.00

Two forms of **ID**, one of which must be a **picture ID**.

For "Upgrades" bring current **license** and a **copy** of current license, and any **CSCE's**

Most **calculators** allowed. Calculator memories must be cleared before use.

Club Web Site

Be sure to visit our club web site.

www.OgdenARC.org

Club membership is open to anyone interested in Amateur Radio. You do not need an amateur license to join us. Dues are used to operate the club, field day activities, and repeater equipment maintenance.

Club Call Sign

Listen to the club repeaters for this very familiar CW ID. You do know Morse Code don't you?

W7SU

ARRL Field Day is held on the last full weekend of June every year.

Location may vary each year so watch this notice for details as time draws near.

See you there.

| OARC REPEATERS | | | |
|--|-----------------------|-------|------------------------------|
| (*) Yaesu Fusion digital/FM compatible | | | |
| FREQ | CLUB | TONE | LOCATION |
| 146.900- | OARC (*) | 123.0 | Mt Ogden |
| 448.600- | OARC (*) | 123.0 | Mt Ogden |
| 146.820- | OARC (*) "Talk-in" | 123.0 | Little Mtn |
| 448.575- | OARC | 100.0 | Little Mtn (w/auto patch) |

| OTHER AREA REPEATERS | | | |
|-----------------------------|-----------|-------|-----------------|
| FREQ | CLUB | TONE | LOCATION |
| 146.620- | UARC | none | Farnsworth Pk |
| 147.120+ | UARC | 100.0 | Farnsworth Pk |
| 449.100- | UARC | 146.2 | Farnsworth Pk |
| 449.500- | UARC | 100.0 | Farnsworth Pk |
| 147.040+ | DCARC | 123.0 | Antelope Isl |
| 447.200- | DCARC | 127.3 | Antelope Isl |
| 449.925- | DCARC | 100.0 | No Salt Lake |
| 145.290- | GSARC | 123.0 | Brigham City |
| 145.430- | GSARC | 123.0 | Brigham City |
| 147.220+ | GSARC | 123.0 | Brigham City |
| 448.300- | GSARC | 123.0 | Brigham City |
| 146.640- | BARC | none | Logan |
| 146.720- | BARC | 103.5 | Mt Logan |
| 147.260+ | BARC | 103.5 | Promontory Pt |
| 449.625- | BARC | 103.5 | Mt Logan |
| 145.250- | WSU | 123.0 | * coming soon |
| 449.250- | WSU | 123.0 | * coming soon |
| 145.490- | K7HEN | 123.0 | Promontory Pt |
| 146.920- | N7TOP | 123.0 | Promontory Pt |
| 449.775- | N7TOP | 123.0 | Promontory Pt |
| 147.100+ | Morgan | 123.0 | Morgan Co |
| 448.825- | IRLP/Echo | 123.0 | Clearfield City |
| 449.950- | IRLP | 123.0 | Clearfield City |
| 449.425- | IRLP | 100.0 | Nelson Peak |
| 147.360+ | Summit Co | 100.0 | Lewis Peak |

AREA CLUB MEETINGS & WEB SITES

| CLUB | WEB SITE | DATE/TIME | LOCATION |
|------------------------|--|---|--|
| OgdenARC | ogdenarc.org | 3 rd Saturday 09:00 am | Check OARC web site ... |
| WC ARES | ogdenarc.org/ join.html#ares | 2 nd Thursday 06:30 pm | Weber Co. Library Ogden Utah |
| WC Sheriff Comm-O | | 1 st Saturday 10:00 am | Weber Co. Sheriff Complex West 12 th Street Ogden Utah |
| Barc | barconline.org | 2 nd Saturday 10:00 am | Cache Co. Sheriffs Complex 200 North 1400 West Logan Ut |
| CSERG | dcarc.net /ares.htm/ | Last Wednesday 8:30pm | Clearfield City Hall Clearfield Utah |
| DCarc | dcarc.net | 2 nd Saturday 10:00 am | Davis Co. Sheriff Complex Farmington Utah |
| NU Ares | home.comcast.net/ ~noutares/ | 3 rd Wednesday 7:00 pm | Cache Co. Sheriff Office Logan Utah |
| Uarc | xmission.com /~uarc/ | 1 st Thursday 7:30 pm | UofU EMC Bldg Room 101 Salt Lake City Utah |
| GSarc | Ubetarc.org | Check Website | Check Website |
| Utah DX Association | udxa.org | 3 rd Wednesday check web page for details | check web page for details Salt Lake City area |
| UvhfS | ussc.com /~uvhfs/ | Each Tuesday 8:00 pm (refer to web site) | Weekly 2 meter net (no eye ball meetings) |
| WDArc | westdesertarc.org/ | 1 st Tuesday 7:00 pm | Tooele County Courthouse Tooele Utah |
| WsuArc | https://groups.google.com/forum/#! forum/wsuarc | 3 rd Thursday 5:30 pm | WSU Blding #4 Room ? Ogden Utah |

LOCAL AREA NETS

| DATE | CLUB | FREQ |
|--------------------------|--------------------------------|---|
| Daily @ 12:30 PM mt | Utah Beehive net HF | 7.272 Mhz HF LSB |
| Daily @ 07:30 PM mt | Utah Code net HF | 3.570 Mhz HF CW |
| Daily @ 02:00 UTC | Utah Farm net HF | 3.937 Mhz HF LSB |
| | | |
| Sunday @ 8:45 AM | Ogden Old Timers HF net | 7.193 Mhz HF LSB |
| Sunday @ 7:30 PM | GS ARC | 145.430 - 123.0 (training net) |
| Sunday @ 8:30 PM | SATERN Net | 145.900 - 123.0 |
| Sunday @ 9:00 PM | Morgan Co Net | 147.100 +123.0 |
| Sunday @ 9:00 PM | UARC Info net | 146.620- no PL tone required |
| | | |
| Monday @ 9:00 PM | 2-meter SSB net | 144.250 Mhz 2-meter USB |
| | | |
| Tuesday @ 7:00 PM | OARC—Ham & Eggs Net | 448.600 -123.0 |
| Tuesday @ 8:00 PM | Weber ARES | 448.600 - 123.0 |
| Tuesday @ 8:00 PM | VHF Society Swap | 147.120 + 100.0 |
| Tuesday @ 9:00 PM | Bridgerland ARC | 147.260 + 103.5 |
| | | |
| Wednesday @ 8:00 PM | GS ARC | 145.290-, 145.430-, 448.300- (all 123.0) |
| Wednesday @ 8:30 PM | CSERG | 145.770 simplex |
| Wednesday @ 9:00 PM | No. Utah 10m HF net | 28.313 Mhz HF USB |
| Wednesday @ 9:00 PM | 6-meter SSB net | 50.125 Mhz 6-meter USB |
| | | |
| Thursday @ 6:30 PM | Davis Co Elmers Net | 147.040 + 123.0 New Hams |
| Thursday @ 8:00 PM | Weber State ARC | 146.820 - 123.0 (coming soon) |
| Thursday @ 8:00PM | State RACES VHF/IRLP | 145.490 - 123.0, 146.680 - 123.0 3 rd Thursday - even months only |
| Thursday @ 8:30 PM | Davis ARES | 147.420 = simplex |
| Thursday @ 9:00PM | Wasatch Back Net | 147.360 + 100.0 |
| | | |
| Saturday @ 8:00AM mst | RACES State HF | 3.920 Mhz HF LSB 3 rd Saturday – odd months only |
| Saturday @ 11:00AM mst | QCWA net HF | 7.272 Mhz HF LSB |

OARC OFFICERS

President: Jason Miles KE7IET

Vice Pres: Mike Taylor KE7NQH

Secretary: Ceva Cottrell KE7IEV

Treasurer: Jerry Cottrell KG7IGW

Program Director:
Mike Neal K7MLN

Activity Director:
Dave Mamanakis KD7GR

"WATTS NEWS" e-Magazine

NL Editor: Val Campbell K7HCP

"OARC" web site

Webmaster: Val Campbell K7HCP

OTHER CLUB APPOINTMENTS

VE Liaison: Richard Morrison W7RIK
Jason Miles KE7IET (IT)

Repeater Engineers: Mike Fullmer KZ7O
Scott Willis KD7EKO

Photographer: Ceva Cottrell KE7IEV

QSL Manager: Ceva Cottrell KE7IEV

Historian/Librarian: Kent Gardner
WA7AHY

Equipment Manager: Val Campbell K7HCP

Club Call Sign Trustee: Larry Griffin AD7GL

Advisors: Stan Sjol W0KP
Mike Fullmer KZ7O
Kent Gardner WA7AHY
Kim Owen KO7U
Larry Griffin AD7GL
Gil Leonard NG7IL

73 es cul de W7SU

www.OgdenArc.org