

# WATTS NEWS



**The Best of Amateur Radio**

## OARC e-Magazine

[www.OgdenArc.org](http://www.OgdenArc.org)

**JULY 2021**

Next Club Meeting/Activity/Event

**"T"-Hunt**



**Dave Mamanakis KD7GR**  
President



**Justin Hall KB7LAK**  
Vice President



**Barbara Siddle KB7FWW**  
Secretary



**J. Siddle KG7CJN**  
Treasurer



**Mike Wilde KJ7HEX**  
Program Director

**Vacant**  
Activity Director



**Val Campbell K7HCP**  
Webmaster/NL Editor

---

## PREVIOUS CLUB MEETING/ACTIVITY

---

OARC

June Event/Activity

ARRL Field Day

---

## NEXT CLUB MEETING/ACTIVITY

OARC

July Event/Activity

**OARC “T”-Hunt**


Keep clicking...



---

## OARC COMING EVENTS

---



### **ARRL Field Day - June**

**OARC "T"-Hunt - July**  
**OARC Steak Fry - August**  
**Joint Swap Meet - September**

**Christmas Family Dinner Party**  
**- December**

### **Next Tech License Classes**

Wednesdays in September

### **Next VE Test Session**

1st Wednesday 06 October 2021 @ 6:00 PM

**A MESSAGE FROM OUR PRESIDENT**

## Dave's Rag Chew



**Dave Mamanakis KD7GR**

Greetings!

Happy Independence Day! I hope you all had fun and stayed safe!

I'd like to thank everyone for joining us for Field Day!

We made a ton of points and had oodles of fun!

I really appreciate the hard work of all those who volunteered to help out, teaching and demonstrating various activities!

It was the most fun I think I've had during a Field Day!

Next, we have the T-Hunt and then the Steak Fry!

All the instructions for the T-Hunt are on the Website, and check in on the Ham-n-Eggs net for more information!

Find the Transmitter, get Breakfast... eggs, bacon, and homemade pancakes! I'm telling you, even if you don't find the Transmitter, the breakfast will be worth it!

Speaking of Information:

It is time to start thinking about our Club Elections coming up in August!

If you would like to run for one of our elected positions, or if you know someone who would be a good person to run for an elected position, we will have our nominations forms out on the website soon...

Be sure, if you are nominating someone, that you have their permission to do so!

Our elected positions are:

President

Vice-President

Secretary

Treasurer

Program Director

Activity Director

All the information about what these positions require can be found in the "Duties and Responsibilities" pages on our website!

A club like ours is all volunteer! And we'd love to have you join us!

Along with the Steak Fry and Elections, we do an Auction at the Steak Fry!

If you have things you'd like to donate to the club to be auctioned off, this would be the time for it! I have a ton of stuff laying around that I'm going to bring!

And Memberships: Our club does the membership thing a little differently. We renew memberships in August. All of them. Everybody.

That way, we don't nag people about dues all year, trying to keep track of who has paid and who hasn't. We just renew our memberships every August!

One Thing to Remember:

The Steak Fry? The Steak is Free to Paid Members!

You can renew your membership online and pay via PayPal, or send a check to the OARC PO Box. You can also do it at the Steak Fry with Cash or Check but we prefer you do it in advance!

It is the only time we really bother you about money.

One Last Thing about the Steak Fry:

Some of you may have noticed the Club's Yaesu FT-890 radio that we had out on the table at Field Day.

If you would like to have an HF Radio, this would be a good chance for you!

As with the Icom IC-718 a couple years ago, we are going to do a silent auction.

The starting price will be \$350 and the highest bidder will get it.

Unlike with the Icom, the Yaesu does not come with a power supply. Used, these radios seem to sell for about \$450. If you are interested, this would be a good opportunity!

Now for a quick word about Summer Safety!

Friends, you have been experiencing something that doesn't come around all that often... according to the Weather Service, we see this kind of heat in JUNE about ever 20-30 years.

And, its JUNE... you know, EARLY summer.

August is, historically, the hottest month of the summer, but we routinely see highs hit in the 90s and several days in the 100s.

We don't know what will happen this year, but I can imagine we might see something different, as June hasn't been exactly "normal".

Remember to drink plenty of water.

Keep out of the sun, if you can.

Take frequent breaks and limit your outdoor activities in the heat of the day.

Heat Exhaustion and Heatstroke can be serious!

Stay Safe out there!

--Dave Mamanakis (KD7GR)

## **CLUB ANNOUNCEMENTS**

## CLUB NEWS

### HAM and EGGS Net

Tuesday Evenings at 6:30 PM Mountain Time

Mt Ogden **70 cm repeater 448.600 MHz** (- offset, 123.0 PL Tone)

New, Intermediate & Old Timers. Elmering, Education, General Ham Discussion and Rag Chew.

New hams encouraged to check in. Get connected, learn new things and ask questions.

Questions: Larry Griffin AD7GL, [ad7gl@arrl.net](mailto:ad7gl@arrl.net)

Stan Sjol W0KP, [stansjol@xmission.com](mailto:stansjol@xmission.com)



## **CLUB NEWS**

### **10 Meter Net**

**Thursday Evenings at 0200 UTC (7:00 PM MT)**

**10 Meters HF - 28.385 MHz SSB (USB)**

**Purpose is to promote activity on the 10 meter band (especially during low sunspot activity).**

**To give technician class operators an opportunity to operate phone, and to provide a venue for conversation and experimentation with antenna and ground wave propagation.**

**New: Work toward getting your "10 on 10 Award"**

**Questions and Net Control: Gene WB7RLX, ee\_morgan@outlook.com**

## CLUB NEWS

### Ham & Eggs Breakfast

Each Wednesday, at a very early 8:00 am, some of the club members meet for an informal breakfast get-to-gather. Everyone is welcome.

Now at a new location:

**The Rusted Spoon-Ogden** (previously The Stagecoach)

**1310 Wall Ave, Ogden, UT**

NOTE: See you there ... if you can get up that early.

A record number attended recently ... 16 total.

73, Val K7HCP

## CLUB NEWS



## PREVIOUS VE TEST SESSION RESULTS

Congratulations to those that successfully tested at the  
02 June 2021 Ogden Weber County VE Test Session:

NAME	CALL	CLASS
Fallow, Rick S.	KF7VAW	EXTRA
Hall, Justin L.	KB7LAK	EXTRA
Pike, Colleen G.	KJ7EAY	EXTRA
Taylor, Michael E.	AI7HY	EXTRA
Stokes, Mark R.	KJ6JHU	GENERAL
Felt, Shelley L.	KJ7ZID	TECH

## CLUB NEWS



### NEXT VE TEST SESSION

**1st Wednesday 06 October 2021 @ 6:00 PM**

**Utah Military Academy - 5120 S 1050 W Riverdale UT 84405**

#### **Important Notice:**

Check the club website homepage VE-Test/Classes tab for **requirements** prior to attending a VE Test Session.

**PREVIOUS CLUB MEETING/ACTIVITY**

## PREVIOUS MEETING PICTURES

Photos by ... **club photographers**



Kathryn Sutton— K8RYN



Rick Hansen—N7EGA

---

***"Previous Meeting/Activity/Event" ...***

***Photos and links located on the club web site home page.***

---

**OARC needs a Social Media Manager**

**Volunteer today!**

**Check out the OARC Facebook page**

**"Ogden Amateur Radio Club"**

# CLUB NEWS



## **CLUB NEWS**

### ***OARC ARRL FIELD DAY***

*(montage by Kathryn Sutton K8RYN)*

**OARC ARRL FIELD DAY** *(event pics)*

**Many other Field Day 2021 links posted  
on the club website homepage.**



**NEXT CLUB MEETING/ACTIVITY**

## CLUB NEWS

# OARC "T"-Hunt

Saturday 17 July 2021

Followed by Breakfast in the Park

Locate the bunny and then enjoy a free breakfast

Time:

8:00 am start time (start from your home)

Location:

Weber County (West of Mtns) and will be located in a Park somewhere within the county.

**The bunny will be hiding in one of the PARKS in the greater Ogden area, probably one with a bowery.**

**FREQUENCY >>> 145.41 MHz simplex :**

**Over-the-Air Hints: Call in on 448.600 (Mt Ogden repeater) for hints - if you need them.**

**Give Up?: Call in on 146.90 (Mt Ogden repeater) for the bunny and breakfast location.**

Hone your skills at tracking down the location of the hidden transmitter. It will require a bit of skill and will require driving, so bring a designated driver to assist you with the challenging activity. There will be a prize for the first contestant to locate the hidden transmitter.

You can hunt the fox with your HT and a paper clip. Hold the unit down close to your chest and pirouette around and find the direction where the signal sounds the weakest. If the signal is full quieting, de-tune the radio 5 or 10 kHz until some noise is heard with the signal. When you have found the direction of weakest-sounding signal, the signal is coming from behind you. This is the direction from which your body provides the most attenuation.

## CLUB NEWS

# OARC has a new Vinyl Club Banner

Look for it at most of our club out door events.



## **CLUB & HOBBY NEWS**

## **CLUB NEWS**

### **OARC Annual Membership Renewal Drive**

**Memberships run August thru August**

**Signup or renew online now prior to August Steak Fry to be eligible for a free Steak and Grand Door Prizes**

**Click [Join/Renew](#) from club website homepage.**

**(You can order a new club badge at the same time)**

**PS: We already have 50 of our 190 current members renewed thru 2022 or beyond.**

## Club Badges

OARC Club badges are available for all licensed club members.

The cost is **\$12.00** each. The badge comes with a “MAGNETIC” clip. Badge includes your Call Sign in large letters and your First Name in a somewhat smaller font in white lettering on a pitch black background with the club logo. See example below.




Place your order along with **\$12.00** prepaid in advance for each badge ordered and specify Call Sign and First Name.

Visit the club website home page Join/Renew tab and select the Badge Order form to order your badge. You can use PayPal or mail your check to the club PO Box.

# CLUB NEWS

## SOTA (Summits On The Air) - Mt Ogden Peak - 20 May 2021

SOTA Contacts and Pics by Tom Harrington AF7J



## CLUB NEWS



### To all Ogden ARC Members and Visitors

I wish to express my sincere thank you to everyone who participated at OARC Field Day, 2021.

Participation is the key here. Everyone participated in their own way, and no one way is better than another. Some folks only had a little time available when they could visit, and the important part is – they did! Other folks spent many hours helping to make the event enjoyable for others. Your time and dedication were certainly rewarded by the fine turn out and big smiles. These folks deserve your appreciation and special thanks for investing their time and talents.

This event was important in another way. As we wind down the pandemic and are now free to mingle and associate, we did. It was amazing to see old and new friendships made and renewed. It should be obvious now just how important other people are to our own well-being. The smiles, handshakes, kind words, and helpful hands demonstrate how powerful we are as human beings and how important we are to one another.

I hope that all of you will take another look at our club and find a way to add your personal touch and by doing so, make it a little better.

Thank you for allowing me to be a part of such an amazing club.

73 de Gil  
Gil Leonard  
NG7IL



## CLUB NEWS

**Subject:** 7QP Certificate for W7SU

Thanks for your participation and for helping to make the 2021 7QP an unqualified success. Attached is a PDF file containing your certificate for W7SU:



### Third place - 7th-Area Multi-Single Low-Power

Please let us know if you're unable to print it.

A summary writeup and detailed 2021 results are available at

<http://7qp.org>.

Along with the committee and other volunteers, we look forward to working you again in 2022 and beyond.

# Certificate of Achievement

## 2021 7th Call Area QSO Party

Presented To

# W7SU

## Third Place

7th-Area Multi-Single Low-Power

Operators: KG7LIG KJ7EAY KJ7VPT N7CD KJ7OHU K7CJT W0KP

  
Dick Frey, K4XU  
Contest Manager



AOCC  
CODXC  
NACHO  
RTKCC  
SDXA  
UDXA



Sponsored by The Central Oregon DX Club

## CLUB NEWS

It just occurred to me that many months ago during the OARC 2018 Christmas Family Dinner, Stan Sjol W0KP was presented with this awarded. Congratulations Stan. You really do deserve an award like this. I somehow failed to publish this at that time but hope this makes up for that.



**Elmer Award**

*This award is presented to*

**Stan Sjol, W0KP**

*in recognition for providing  
unselfish and benevolent assistance  
to the novice radio operator.  
By carrying on the time-honored tradition in  
Amateur Radio of  
sharing knowledge and providing  
guidance and support,  
you are ensuring that others may experience  
the wonder, excitement and friendship of Amateur Radio.*

*This expression of gratitude is presented by*

**James R. Siddle, KG7CJN**

**11/8/2018**

Date

# CLUB NEWS

**Kent Gardner WA7AHY sent the following notice out to our ARRL Section managers however I received it to late for the June NL but wanted to share it with the rest of you.**

4 Jun 2021

SUBJECT: Ogden Amateur Radio Club 100<sup>th</sup> Anniversary

TO: Mel Parkes, NM7P, nm7p@arrl.org

-----Pat Malan, N7PAT, <patmalan@gmail.com>



Thanks first to Mel, for your many years of support of OARC and

ham radio in general throughout the Rocky Mountain Division. A job well done to be sure. Thanks especially for the certificate for our 100 years of service. It filled in a big gap left by the ARRL not wanting to give us credit for the years we were not an ARRL club.

My research did reveal that for many years that the Ogden Amateur Radio Club did not technically exist. In the middle years the club was called the Ogden Amateur Radio Operators Club. History reveals many interesting things that sometimes gets lost in boxes of old club records.

To both of you: Did you see the story that Channel 2, KUTV, did on our 100<sup>th</sup> anniversary? The Ogden Standard-Examiner also did a story on the anniversary. It was in two versions. One was in the **digital** edition in the Sat-Sun paper with a picture of Jim Southwick, N7JS in his ham shack from 2010. They went into their archives to find it. The **printed** version was just the story. I would ask that you go to our website and spend some quality time there.

Go to the [ogdenarc.org](http://ogdenarc.org) website:

On the main page in the center under PAST OARC EVENTS

look down the list and click on KUTV2 News spot featuring OARC.....The anchorman, Ron Bird, put it together.

Just above that is the Ogden Standard News Release. The reporter who interviewed me over the telephone got mixed up on "AM" but still, some good stuff came out about the club.

The Happy 100th OARC feature by Kathy Sutton, a club member is fun to watch too.

Finally, I put together a comprehensive special edition. Click on Commemorative Edition NL by me. It takes some reading, but can give you a pretty good background of the club.

Also, click on the newsletter button on the main page and then click on Archives. Go through and read my special stories about the anniversary each month. They are toward the end of the newsletter text. I started the series in January and did one a month for Feb, Mar and April and then did the special issue for May. I have other fun stories to tell, but they will come in due time.

Pat, good luck in your new responsibilities in July. The above information will help you in getting acquainted with the club.

Mel, keep up the good work with the Utah VHF Society. It is one of the best organizations ever.

TNX Kent Gardner, WA7AHY 801 391-6341 Below500kc@gmail.com

## CLUB NEWS

W7SU de N7PAT,

Congratulations on not only your 100th anniversary but an excellent job on involving the media and the public. The club's rich history is captivating and including the Golden Spike location was a nice touch. I checked in to the U/VHF special event station and attempted to make contact on HF. I am also addressing this to the Sections newly appointed Affiliated Club Coordinator Ted Cowan, NA7C.

Speaking of 'Spark', I had an eyeball QSO with Colleen on Saturday at the Sheriff's facility. She represented the club well in the media and with ARES.

Thank you for setting the example for other clubs to follow.

73 Pat/N7PAT

# CLUB NEWS

**Kent Gardner WA7AHY sent the following news release out to the media however I received it too late for the June NL but wanted to share it with the rest of you.**



The Ogden Amateur Radio Club is celebrating the 100<sup>th</sup> year anniversary since its founding in May of 1921. From a small group of six known radio amateurs who organized in 1921, the group has grown to over 160 in 2021. Amateur radio has grown stronger over the years.

It is an amazing hobby, to say the least, but it goes far beyond that. Ham radio has responded to provide emergency communications for wild fires, earthquakes, tornados, hurricanes and other disasters. It seems that when all other forms of communications fail, amateur radio steps in to save the day.

The celebration continues:

The Ogden Amateur Radio Club's annual **Ham Radio Field Day** will be held on the 26<sup>th</sup> and 27<sup>th</sup> of June 2021 at the Marriot Slaterville Park (1045 S 1200 W) by the Ogden IRS.

Saturday 26Jun21 (Everyone welcome) (Theme continues 100<sup>th</sup> anniversary of founding of the club).

9:00 AM: Setup antennas, operating stations and displays

12 Noon: Begin emergency radio operations for 24 hours on emergency power. Operations will go all night. Amateur radio clubs and groups from all of the US and Canada will be participating.

Displays available all day:

Satellite contacts

Digital Communications

Scout merit badges

Morse code

5:00 PM: Hamburgers, hot dogs and side dishes

Sunday 27Jun21

Noon: End 24-hour emergency exercise

Takedown and cleanup

The public and media are invited to see in person, amateur operators at work making radio contacts throughout the country.

Contact Information:

Kent Gardner, WA7AHY 4515 Jefferson Avenue, South Ogden, Utah 84403

Club Historian 801 391-6341 (text okay) [below500kc@gmail.com](mailto:below500kc@gmail.com)

Gil Leonard, NG7IL Chairman Centennial Committee [gil.ng7il@gmail.com](mailto:gil.ng7il@gmail.com)

Dave Mamanakis, KD7GR Club President [kd7gr@arri.net](mailto:kd7gr@arri.net)

## **CLUB NEWS**

**Kent Gardner WA7AHY sent the following notice out to KUTV News however I received it too late for the June NL but wanted to share it with the rest of you.**

**Ron,**

**We do have a field day emergency exercise coming up the 26th and 27th of this month....noon Saturday to noon Sunday using emergency power. We try to log as many radio contacts as we can to earn points and bragging rights. It will be at the Marriott-Slaterville park in Ogden which includes a pot luck supper about 5 or 6 PM on that Saturday. Almost all the clubs along the Wasatch Front will be doing the same thing. It is a yearly event.**

**TNX AGN**

**Kent Gardner, WA7AHY**

**Ron Bird's reply ...**

**Hi Kent,**

**Thanks so much for the packet you sent me. I had a good time doing the story and talking with some of the Ogden operators. I appreciate everything you guys do for the community. As a kid, I had interest in amateur radio, but ended up getting my commercial license to work at a local FM radio station in Twin Falls, Idaho. I'll enjoy your Commemorative Issue! Please keep me updated if anything else newsworthy comes up.**

**Take care and thanks again for all you do,**

**Ron Bird**

# CLUB NEWS



**Kent Gardner WA7AHY sent the following notice out to the Scouting community.  
I received it too late for the June NL but wanted to share it with the rest of you.**

**Attention Scouts and Scouters.** An amateur radio “Field Day” is planned for Saturday the 26<sup>th</sup> and Sunday the 27<sup>th</sup> of June 2021. This yearly emergency communications exercise is accomplished every year by the Ogden Amateur Radio Club (OARC).

The club is celebrating the 100<sup>th</sup> year anniversary since its founding in May of 1921 and will feature activities that show how radio communications has progressed over the years.

9:00 AM Saturday (26Jun21): Antenna raising and station setup

Noon: Formal activities begin and will go for 24 hours until noon Sunday. Radio operators will endeavor to make as many radio contacts all over the country during this time and will compete for honors with other clubs and individuals.

Displays will be in operation until dark Saturday. There will be hamburgers and hot dogs available for participants around 5:00 PM. No charge. Just come. If you come in the late evening or all-night hours you must have a buddy/parent or group with you since there may be only individual operators manning the radios.

Activities will include:

Morse code, Satellite communications, Digital radio, Solar power, Talking on the radio.

While not specifically merit badge classes, the activities will give scouts and leaders a taste of these exciting subjects. A merit badge counselor for the Radio, Electronics, Electricity and the new Signs, Signals and Codes merit badges will be available most of the time to schedule sessions for a later/convenient time. He is also a Communications and Journalism counselor.

Historical note:

From a small group of six known radio amateurs who organized in 1921, OARC has grown to more than 160 in 2021. Amateur radio has grown stronger over the years.

It is an amazing hobby, to say the least, but it goes far beyond that. Ham radio has responded to provide emergency communications for wild fires, earthquakes, tornados, hurricanes and other disasters. It seems that when all other forms of communications fail, amateur radio steps in to save the day.

Location:

Marriott Slaterville City Park, 1045 South 1200 West, Marriott Slaterville City, Utah 84404

Other notes:

Most will not be wearing masks. Please follow Scouting, County protocols as you see fit.

Rest rooms will be available.

Contact Information:

Kent Gardner, WA7AHY 4515 Jefferson Avenue, South Ogden, Utah 84403

Club Historian 801 391-6341 [below500kc@gmail.com](mailto:below500kc@gmail.com)

# CLUB NEWS



## Review of OARC public relations effort for the 100<sup>th</sup> anniversary

28 June 2021

Thanks to Gil for his vision and planning.

Scouts:

Went to Scout office and ask for emails for all active units in the area

Sent news release to each address

Set up display Saturday of field day

A boy and his parents were painting new stripes on the basketball court and refinishing the back-boards. It turned out that it was an Eagle Scout project. I got to talk with the scout and his parents and gave them a reasonable tour of the display and the merit badges offered. They finished and were going to pick up the rest of their troop that were returning from summer camp at Monte Christo. They said they would return, but I gave them my card, just in case, so they could reach me individually to pass off any of the merit badges. (They never returned.....probably the campers were too tired and just wanted to rest, not wanting to go out in the hot sun again).

A different scout unit showed up later. I did not know they were scouts (no uniforms), but Coleen took them under her wing and gave them a picture tour of what ham radio was all about. A fellow club member (Jerry, KF7WJH) came and talked told me who they were. I waited until Coleen had wrapped up her impromptu presentation and took them to the merit badge display. I found out that one of the boys was a cub scout, but the others were 11 and over and consisted of both boys and girls. I think there was six of them, plus a mother and two more were from the DaVinci Academy who sponsored the troop. The merit badges were of some interest, but when they got to the telegraph keys they really stopped doing anything else. One of the boys found that the code practice oscillator's tone could be adjusted by turning the tone knob. I have, for years, tried to get the "CW swing" when sending Coca Cola, but never got it to where it sounded musical. This scout figured out how to play the Tetris? theme by pressing the key in proper sequence while adjusting the tone control. I tried to attach it, but it was too large for an email. The group leader told me that they had just started the unit, so they hadn't got to the uniform part. So, the "foot stomper" of the effort to include Scouting in our celebration paid off. They had seen my news release on the Council's bulletin board and decided to come on their own. I think my email included about a dozen units. So, we got one of them by having that information out there for someone to read and act upon. I was pleased, to be sure. There apparently, were no visitors on Sunday morning.

Newspapers:

Looked up a list of newspapers in Northern Utah. Sent releases basically, to Ogden, Logan and Preston along with a few others like Brigham City and Montpelier. I sent two rounds of releases over the period of May to June.

The Standard-Examiner and the Preston paper responded. The Preston reporter wanted to know if we had any members of the club in her area. We did not, but I referred her to the Bridgerland Club in Cache Valley. I did send her a hard copy of our Special Edition to say thank you for responding.

Continued...



The Standard-Examiner reporter, Ryan Comer called me on the phone for his story. I could tell that he knew very little about the subject. He became transfixed about AM because he knew something about tuning his radio etc. He did finally get some of the news release information in the story.

There were two different versions of the story. He had gone into the paper's archives and found a picture of Jim Southwick in his radio shack from 2010. This turned up in the **digital** version of the Standard- Examiner.

Several of us looked in vain for the printed version. Time and time again we could not find the article. It turned out much to our chagrin that the **printed** version did not include the picture. We got a clarifying email from Ryan that explained which exact page it was on etc. We finally found it. We had been looking for the picture of Jim Southwick and skipped over just the printed story. I did send him a thank you.

#### TV stations:

It was a futile effort to identify any AM or FM station who would be inclined to do anything about our story.

Trying to identify any TV station was somewhat the same....difficult to even find an email address or physical address to send our releases to. I finally said "to heck with it" and narrowed it down to Channels 2,4,5 and 13. I got so frustrated in trying to find email addresses that I had to send some of the releases in the U.S. mail. I think they do it on purpose since they would get thousands of emails and queries every day. Gone are the days of a telephone receptionist to talk to.

I suspect that we would never have gotten a response from any of their news story review committees except for Ron Bird of Channel 2 taking it upon himself to do the story. I feel pretty sure that ham radio had been on his mind all the years growing up in Twin Falls, Idaho and his interest in announcing radio.

Our crew at the Farmers Market booth and at the "farm", with the direction of Gil, did a great job in helping Ron put together, what I thought, was an excellent story. It was sad to receive the report that the photo-journalist and drone pilot died the next day, I think, of a heart attack. Gil sent Ron condolences and I sent him a separate thank you along with the Special Edition booklet.

The "take away" in my mind was that Gil's vision raised our standards high enough that we accomplished more than what we would have normally done.

TNX    Kent, WA7AHY    OARC Historian

# CLUB NEWS

(repeat)

**WANTED...**

## OARC EQUIPMENT MANAGER

---

After 14 years (yes, almost a decade and a half) acting as the OARC Equipment Manager, I have decided to retire from this volunteer position.

Consider the rewards awaiting you to volunteer for this rewarding and thrilling opportunity. *Hurry because this opening will go fast.* Contact our club president to secure your role in this position. .... ..

Thank you everyone.

73, Val Campbell K7HCP

## **CLUB NEWS**

**(repeat)**

## **OARC HAM RADIO EQUIPMENT LOAN PROGRAM**

**Check OARC website home page for equipment loan inventory chart.**

**There may some equipment there waiting for you to try out.**

**And it's FREE!**

**73, OARC – W7SU**

## **CLUB NEWS**

(repeat)

**STILL WANTED—STILL NEEDED**

### **Ham Shack Photos**

**We have been doing this for 24 months now ...**

**But I am running out of photos so please ...**

**Send me your Ham Shack Photos soon!**

**Submit to: [k7hcp@arrl.net](mailto:k7hcp@arrl.net) or [w7su@arrl.net](mailto:w7su@arrl.net) or 801.389.0690**

## CLUB NEWS

### Ham Shack Photos

Last month the unidentified Ham Shack Photo was ...

**AD7GL**

**Larry Griffin**



**We have seen his ham shack before but this is his new  
alternate work station location.**

**Note: His primary ham shack shown on laptop display.**

## CLUB NEWS

### Ham Shack Photos

The next in the series of unidentified ham shacks is shown below.

**Do you know whose ham shack this is?**



**CONTRIBUTING EDITOR SUBMISSIONS**

## CLUB NEWS

### Want to upgrade? Develop a talent for teaching!

Justin Hall KB7LAK



OK, I get it. You're not a teacher. Maybe you're an introvert that doesn't want to be looked at or have to talk to people. Well, you got out of your comfort zone to get your ham radio license. And the dynamic microphone replaced that brass key awhile ago. Time to reach and stretch a little! There was something that brought you to this hobby, and people tend to gravitate to those like themselves, so there's more "you" out there to bring into radio. Then you and them can get on Ft-8 or whatever mode keeps you off the voice portions of 2200m-33cm.

Some other thoughts:

First of all, we all learn differently. You may have the ability to reach someone who is struggling and wants to give up. That may have been any one of us!

Second, there's enough facets of ham radio that you don't have to know everything perfectly to get a license. I'm living proof of that. I'm horrible at math. Colleen KJ7EAY got 100% on her test, so that's a bad example. But trust me, you don't have to be a math or physics wizard to pass the test. You don't even have to solder! But if you want to build kits, you have to solder, or mess with solder paste.

Third, the networking in this hobby is amazing. You have the opportunity to get exposed to a lot of other facets of life. Most of us are settled into a career or are retired from one or two. But there's a wealth of knowledge out there just for the asking! Or if you need help with a project, that may or may not be ham radio related. There's a lot of talent out there and folks are willing to give (free) advice for the most part. And maybe someone you mentor (the correct term is protégé, not mentee), will invent something (I can't think of a recent example here), save a life (the recent rescue in Logan Canyon was a result of a ham radio operator at the right place/time) or just help someone out that needs it. Read my article about the Air Force accepting a dumb kid from Idaho into it's neglected group of Electronic Warfare Officers.

Other concerns: you'll feel alone- not true. We always ensure that there's 'adult supervision' handy when there's a question. You won't know what you're talking about- there's slides for this, and all you have to do is read them off or give examples. We're not looking for perfection here, just volunteers. I've been teaching or have been involved in every class this year, I love setting them up, and it's amazing to see the folks that volunteer to help. This is also why I love teaching on Zoom. It's convenient. But if we can get enough interest generated, we'll start doing live classes again.

So there you have it. This is a call to action to help teach and mentor the next generation of ham radio operators. You could even discover your own talent for teaching! There's one, maybe two more classes coming up. The ARES folks in Huntsville are looking for a class in August, and we'll have a Tech class in September. Then, there's next year for classes.....

Justin Hall KB7LAK



## HOBBY NEWS



### Satellite SSTV from the ISS June 21-26, 2021

SB SPACE @ ARL \$ARLS007

ARLS007 Slow-Scan TV Event from International Space Station Set

ZCZC AS07

QST de W1AW

Space Bulletin 007 ARLS007

From ARRL Headquarters

Newington, CT June 17, 2021

To all radio amateurs

SB SPACE ARL ARLS007

ARLS007 Slow-Scan TV Event from International Space Station Set

A slow-scan television (SSTV) event from June 21 - 26 will focus on amateur radio on the Space Shuttle, the Mir space station, and the International Space Station, Amateur Radio on the International Space Station (ARISS) has announced. Transmissions will be on 145.800 MHz FM using PD120 SSTV mode.

"The ARISS team will be transmitting SSTV images continuously from June 21 until June 26," ARISS said in announcing the upcoming event.

"The images will be related to some of the amateur radio activities that have occurred on the space shuttle, the Mir space station, and the International Space Station."

Transmissions will start at or about 0940 UTC on Monday, June 21 and will end by 1830 UTC on Saturday, June 26. "Those that recently missed the opportunity during the limited period of MAI transmissions should have numerous chances over the 6-day period to capture many - if not all 12 - of the images."

The ARISS SSTV blog - located at <http://ariss-sstv.blogspot.com/> - will post the latest information. Signals should be receivable on a handheld with a quarter-wave whip antenna. Use 25 kHz channel spacing if available.

Pass time predictions are available on the AMSAT website at,  
<https://www.amsat.org/track/> .

NNNN  
/EX

Below are some of the images I was able to receive at my home station for this week. Many images were either incomplete or contained too much noise to be presentable. Following is some of the best images I received.

My home station set up is as follows:

Diamond X200 antenna at 26 feet.

Yaesu FT7800 dual band FM radio tuned to 145.800 MHz.

Signalink USB computer sound card interface.

Old Lenovo think pad running MMSSTV. MMSSTV is a free software for sending and receiving slow scan television images using many different formats.

If I can do it, so can you.

73 de Gil

NG7IL





**Amateur Radio on the ISS, Mir and Shuttle**  
Любительское радио на МКС, Мир и Шаттл



Canada's Hadfield (L, C), Thirsk (R-Top), & St-Jacques (R-Bottom)

**RSOISS NA1SS**

18 серия **3/12**



**Amateur Radio on the ISS, Mir and Shuttle**  
Любительское радио на МКС, Мир и Шаттл



SuitSat-1 RS0RS

**RSOISS NA1SS**

18 серия **1/12**



**Amateur Radio on the ISS, Mir and Shuttle**  
Любительское радио на МКС, Мир и Шаттл



*Paolo Nespoli IZ0JPA and Luca Parmitano KF5KDP*

**RSOISS NA1SS**

18 серия **2/12**



**Amateur Radio on the ISS, Mir and Shuttle**  
Любительское радио на МКС, Мир и Шаттл



*Sergey Samburov RV3DR*


**RSOISS NA1SS**

18 серия **12/12**



# Amateur Radio on the ISS, Mir and Shuttle

Любительское радио на МКС, Мир и Шаттл



*Richard Garriot W5KWQ - space traveler on the ISS*

**RSOISS NA1SS**

18 серия 18/12



# Amateur Radio on the ISS, Mir and Shuttle

Любительское радио на МКС, Мир и Шаттл



*Mike Hopkins KF5LJG (C) and others using Ham TV*

**RSOISS NA1SS**

18 серия 18/12

# HOBBY NEWS

Submitted by Dave Sanders K7RGY via Mike Collette K7DOU

When MDs suddenly became electrical engineers...The MD who promotes this sounds more like a snake oil salesman. I wonder how many souls will electrocute themselves building that grounding apparatus adapter that plugs into an AC line socket....Here is a DIY project for all you HAMS. Enjoy!

<https://normalbreathing.com/how-to-ground-yourself/>

## How to Ground Yourself for Better Health

Electrically connecting your body to the Earth — known as “grounding” or “Earthing” — can quickly create positive changes in your health, particularly in your breathing.

But how to start?

Below I discuss simple, practical tools and techniques you can use ground yourself throughout the day (and night). In fact, most people can find nearly all required materials already in their households.

It's important to note that the soles of the arms and feet are the most conductive surfaces on the human body. Thus, it's best to connect any grounded patches, wires, mats, etc. to these areas of the body.

***Warning:** Excessive grounding, for people who are infrequently grounded and/or currently sick, can trigger a cleansing reaction, which can potentially be dangerous. Therefore, similar to breathing retraining, before incorporating grounding into your lifestyle, it's smart to review the restrictions and contraindications in Module 9 of this course.*

Let's begin.

### How to ground yourself during the daytime

There are many ways you can Earth, whether at work or at home.

1. **Barefoot walking or running** on soft grass or dirt is the easiest and cheapest option. If you are new to barefoot activity, for the first few weeks, use this method before sunset (before 6 pm, or even 2 pm if you find you're sensitive to grounding), since sudden excessive stimulation of nerve endings of the feet can make it difficult later in the evening to sleep.

One effective approach is to Earth on soft grass 30 to 60 minutes in the early morning when the grass is still wet (making it more conductive).

2. You can also ground yourself using a simple **do-it-yourself device** (shown below). This cheap, homemade device can be used only in the USA and Canada, since it is made for a US-style three-prong outlet. (If you are located in a different country, study the details provided further below.) All parts can be found in a hardware store.



In order to make this grounding appliance, you need:

- electrical cable
- 2 copper-clad clamps (1 clamp is also sufficient)
- 1 standard three-prong plug
- electrical tape.

In order to get two grounded copper pieces, you'll need to connect two wires, creating a split. Stripping back any insulation that's in the way, connect the wire off the plug to the middle of the second wire with the attached copper-clamp ends. (If you are fine with just one grounded copper piece, no need for two wires; you can simply attach a copper clamp to the other end of the plug wire.) Use electrical tape to secure any connections.

If you happen to use a plug and cable from an old electrical appliance, keep in mind that the ground wire/prong is located in the middle.

***Very important:*** As shown in the appliance photo above, the plug's 2 upper flat prongs should be bent for safety reasons, leaving only the middle round prong left to plug in for grounding use.

Of course, you can always get electrically connected (i.e., grounded) to the Earth using any copper cable. (Other types of electrical cables can be used, too.) What's important is that one end of the wire is embedded sufficiently deep in the ground (at least one meter), and the other end is connected to your body. The best type

of ground for Earthing is moist soil. Rocky earth will also do, but grounding into dry sand requires burying the wire much deeper, as sand is not so conductive. (If you're in a sandy area, you can check with an electrician about how far down exactly you should bury your ground wire.) Some people even "water" their grounding appliance daily for optimum conductivity!

Again, it's best to keep the electrodes (copper pieces of the grounding device) on the soles of your feet. An easy way to do this is to slide the electrodes into your socks (in between the bottom of your feet and socks), or attach them to a pair of sandals (as long as the copper is in contact with your feet). Some people like to wear the electrodes on their waist, but in my opinion, this is less preferable due to the superior conductivity of the soles.

More specifically, the flat copper pieces can be attached to your K1 (Kidney 1) acupuncture points (see the picture to the right). These are probably the most conducive places on the skin of the whole body. Surgical tape can be used to fix the copper pieces onto K1 for a better connection.

3. A **footbath with salty water**, is another great way to ground. To do this, fill a wide footbath basin with 2 to 3 liters of water. Add 2 to 3 tablespoons of sea salt and stir to dissolve. Using a cable with copper electrodes on both ends, keep one electrode in the water and the other one grounded to the the Earth.

If you don't have any contraindications, you can use this method 2 or 3 (or more) times per day. The footbath provides nearly an ideal connection between Earth and the body, as it grounds the entire surface of the feet.

## Grounding the body during sleep

Earthing during sleep is highly suggested, especially for those people who have low morning CP results (that is, low morning body-oxygenation test). Like with any grounding appliance, one end of the grounding cable should be connected to Earth; the other end should preferably connect to some object that will stay in contact with your body while you sleep, even if you move around.

### Where can I attach the grounding end?

If it's not possible to attach your Earthing appliance directly into the ground (e.g., if you live in a high rise building), there are other ways to make the connection, depending on your current location and the availability of plumbing and heating tubes.



1. If your home or office's electrical sockets are connected to a ground cable (i.e., one that goes down into the Earth), you can plug your device into one of these electrical sockets. The left picture shows what this looks like in the **USA and Canada**.



2. If you are located in the **UK or Ireland**, you can disassemble the plug (usually you need to unscrew one or more bolts to do this), so that you plug only the upper-middle prong into the grounded socket. You can do the same in other countries where electrical outlets are grounded to Earth.



3. If you live in **continental Europe**, you can connect ground wires to plumbing or central heating tubes. (In fact, this can be done anywhere in the world where plumbing is conductive and grounded.) As shown in the image on the right, the copper part of the cable was separated from its plastic coating (this can be done using ordinary scissors); the exposed copper was then fixed in place with electrical tape. (Other types of tape may also be used.) The crucial thing is to make good contact between the metal wire and metal plumbing. Also, make sure that your cable is attached to pure metal that is not painted, as generally paints are nonconductive.

### **Earthing devices and electrodes for body contact**

1. As reviewed above, simple **do-it-yourself devices** with grounded copper pieces can be used to Earth during sleep. Wear socks to bed, and keep the device's electrodes in the socks. Optionally, you can use surgical tape to keep the copper pieces attached to the K1 points on your feet.

2. Sleeping on **metal conductive tape**, attached to your bed linen and connected to a ground, is another way to Earth the body. However, such conductive tapes can be usually be found only in specialty electrical stores. Here is a similar solution on how to ground yourself, but using materials found in many homes.

Ordinary aluminum foil (like the kind used for baking) and wide plastic tape (or duct tape, or blue tape) can easily be used to make a metal grounding strip. (See image on left.)



How? Attach about 50-60 cm (20-24 in.) of aluminum foil to the sticky side of the tape. Next, fix this metal strip in the middle of your bed (as shown on in the image on the right).

**Important:** *Make sure the uncovered metal part is facing up, so that your skin can touch it during sleep.*

**Warning:** Do not use foils from potato chip bags and similar food wrappings. Both sides of such foils are usually covered with a thin (invisible) layer of plastic, which prevents the flow of electrons (i.e., electrical current) needed for grounding.

After your metal strip is in place, you can connect it to the end of a grounded copper wire. It's best to use electrical tape to do this, as other tapes can be too sticky.

These are not the only ways to ground yourself. Grounded mats, patches, etc. are also available online.

But which methods are best?

Earthing efficiency depends on:

- total body surface area that is grounded;
- skin conductivity of this area (or resistance);
- duration of grounding.

One positive effect for sick people, is that while grounding they tend to have stronger perspiration, which increases the conductivity of their skin. As a result, they get more electrons when grounding.

**Warning:** Do not use grounding devices during thunderstorms, due to possible lightning strikes. In the long run, personal safety can be increased with the application of one trick that is used for nearly all commercial electronic devices. This trick and its exact parameter is provided here below as your bonus content.

**Warning:** People with serious health problems, those taking certain types of hormones and other medical drugs, pregnant women, and people with transplants need to exercise caution while grounding and be aware of temporary restrictions and contraindications.

## **How many hours per day should I ground myself?**

The body's Earthing requirements depend on many factors. Some people are fine with only 1 to 2 hours grounding per day, while some need more (for example, 6 to 8 hours during sleep). Others report that they get optimum benefits when grounded 24/7. The collective experience of our breathing students shows that the need for Earthing increases when the CP (the body oxygen test) is low and inflammation is high. Observations about this relation between CP and Earthing needs are discussed in the bonus content below.

### **Earthing Methods: How to Ground Yourself for Better Health**

If you find Earthing beneficial, you can investigate more about this topic. You can also look to purchase commercial grounding products. The most popular and effective Earthing product is this grounding mat.

In this video, Earthing and Barefoot Walking, Dr. Artour Rakhimov explains how grounding was introduced into the NormalBreathing.com course, and why Dr. Buteyko advised barefoot walking as a part of breathing retraining.

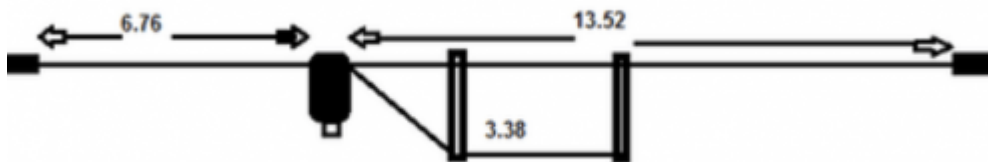
# GUEST ARTICLE

by Dan KB6NU



July 4, 2021 By [Dan KB6NU](#)

## OCF dipole covers 40 – 6 meters



Dimensions are in meters. The balun at the feedpoint is a 4:1 balun.

I don't usually plug products here, but I thought that this [MOCVO off-center fed dipole](#) was a clever design. Not only that, it can be easily built by the homebrewer.

According to MOCVO:

The HW-42HP is an Off Centre Fed Dipole with a difference. Designed to operate on all bands from 40m (7MHz) – 6m (50MHz). It will operate on 40, 30, 20, 17, 15, 12 and 10m without an ATU (SWR <3) plus 6m with an ATU. It is also possible to operate on both 80m (3.5MHz) and 60m (5MHz) via a good ATU. This will handle 400W key down or 500W PEP.

Having a feedpoint 1/3 of the way along gives a feedpoint impedance of 200ohms. This is not ideal for modern day transceivers requiring an antenna with a 50ohm impedance. Therefore, a 4:1 balun is added at the feedpoint to alter the impedance to something closer to the 50ohms required. This then allows the antenna to be fed using standard 50ohm coaxial cable such as RG8 or RG213.

The overall length of the antenna is 20.28m or 66ft. It may be mounted horizontally, as a sloper or as an inverted vee. If space is at a premium it may also be 'bent' to fit in with no loss in performance.



## Amateurs' Email Addresses Will Continue to Be Kept Private, FCC Says

05/19/2021

Starting on June 29, all applications filed with the FCC must include an email address for FCC correspondence. After receipt of the initial announcement that all future applications would require an email address, ARRL was concerned for the privacy of its members and requested that amateurs' email addresses not be made public. This week, the FCC agreed, stating in an email to ARRL counsel that it will continue to "mask" amateurs' email addresses from public view in the Universal Licensing System ([ULS](#)). The FCC will use the email address supplied by amateurs to correspond with applicants, including to send a link to the official electronic copy of the license when an application is granted.

The FCC is transitioning to fully electronic correspondence and no longer mails hard-copy licenses. Amateurs are able to view, download, and print their official license grant, using the ULS. When a license is first granted, each applicant will receive an email with a direct link to the license. Although the link expires in 30 days, the license itself will remain available in the ULS and may be downloaded at any time by signing into the licensee's account using their FCC Registration Number (FRN) and password.

On or after June 29, a valid email address must be provided with each application, and must be kept current by filing a modification application as necessary. Under the amended Section 97.23, "The email address must be an address where the grantee can receive electronic correspondence. Revocation of the station license or suspension of the operator license may result when correspondence from the FCC is returned as undeliverable because the grantee failed to provide the correct email address."

Applicants lacking an email address should consider using the email address of a friend or family member on their FCC applications.

*Reminder:* Due to changes the FCC has made to its licensing system, starting today, Thursday, May 20, all amateur exam applicants must provide their [FRN](#) to the Volunteer Examiners (VEs) *before* taking an amateur exam. Prospective new FCC licensees will be required to obtain an FRN before the examination and provide that number to the VEs on the Form 605 license application. An FCC [instructional video](#) provides step-by-step instructions on how to obtain an FRN through the FCC's Commission REgistration System (CORES).

The FRN is used afterward by the applicant to download the official license document from the FCC's Universal Licensing System ([ULS](#)), to upgrade a license, apply for a vanity call sign, and to submit administrative updates (such as address and email changes) and renewal applications.

## O'bay Swap

**SWAP ITEM #**

**FOR SALE:**

**WANTED:**

**Swap Items—Advertise here!**

**To view classified items ...**

**click link from the club website homepage.**

**CLUB REFERENCE MATERIAL**

## CLUB REPEATER NEWS



Scott Willis KD7EKO



Mike Fullmer KZ7O

**Scott Willis KD7EKO and Mike Fullmer KZ7O are the OARC repeater engineers that keep our club repeaters at Mt Ogden and Little Mountain operational.**

# OARC MEMBERSHIP DRIVE

## SUPPORT YOUR RADIO CLUB

Don't forget to signup/renew your OARC membership now (\$15) which runs August to August. Consider signing up your spouse as well. Remember ... FREE Steak at Steak Fry for ALL members.

Ham + Spouse = \$15 + \$10 = \$25

THANK YOU FOR YOUR SUPPORT

## Join OARC

### Join or Renew your membership now!

**Joining & Renewal is easy.** On the club website home page click Join/Renew tab and fill out the membership form. You can pay using your PayPal or mail a Check or Money Order to the club PO Box listed. Or print a hardcopy of the membership form, fill it out and mail it to the PO Box along with your payment. Better yet, Come to a club meeting and bring the completed membership form with you.

**DUES:** Dues are \$15.00 per person and runs August - August. (Ham + spouse = \$25.) More than one ham in the family? Consider the OARC Family plan for \$25.

**NOTE: New Hams >>>** Membership in OARC is complimentary for remainder of 1st year licensed.

Membership in the Ogden Amateur Radio Club is open to anyone interested in Amateur Radio. You do not need an amateur license to join us. You do not need to join the club to participate with us. Dues are used to operate the club, field day activities, and repeater equipment maintenance.



## Club Badges

OARC Club badges are available for all licensed club members.

The cost is **\$12.00** each. The badge comes with a “MAGNETIC” clip. Badge includes your Call Sign in large letters and your First Name in a somewhat smaller font in white lettering on a pitch black background with the club logo. See example below.



Place your order along with **\$12.00** prepaid in advance for each badge ordered and specify Call Sign and First Name.

Visit the club website home page Join/Renew tab and select the Badge Order form to order your badge. You can use PayPal or mail your check to the club PO Box.

## OARC Facebook Page



**Did you know that OARC has a Facebook page ?**

**Just click on the icon on the bottom of the club website home page to visit OARC's ongoing monthly activities and events. They are posted here for your viewing pleasure.**

## OARC You Tube Channel



### **Did you know that OARC has a You Tube Channel ?**

**A lot of our meeting presentations are recorded and posted to our OARC You Tube channel for you to view at a later date.**

**It's easy to view missed**



**meetings...**

**Just click on the icon on the bottom of the club website home page to view recorded meetings preserved for your viewing pleasure.**

## ANNOUNCEMENTS

### Next Club Meeting:

**3<sup>rd</sup> Saturday of each Month**

The Ogden Amateur Radio Club meetings are usually held on the **3<sup>rd</sup> Saturday** of each month.

### Meeting/Activity:

**See monthly notices earlier in this newsletter.**

Talk-in: - 448.600 (pl 123.0)

Check OARC web site for details

**[www.ogdenarc.org](http://www.ogdenarc.org)**

Please invite a friend to join you. You do not have to be a member of the club to participate in our club meetings or activities. We invite all to join us.

If anyone is interested in doing a presentation on something or just have something unique to show at the meetings. - Please get a hold of any of the officers and let us know.

### Next Weber Co VE Test Session:

**1st Wednesday Feb, Jun & Oct**

Exam sessions are held in Ogden every few months, **usually** the first Wednesday in February, June, and October.

**Time: 06:00 PM** *Walk-ins allowed*

**Location: Permanent location**

**Utah Military Academy  
5120 S 1050 W  
Riverdale UT 84405**

**Contact: VE Liaison:**

**Rick Morrison W7RIK** (Co-Liaison)

**[morrisonri@msn.com](mailto:morrisonri@msn.com)** (801-791-9364)

**Gil Leonard N7GIL** (Co-Liaison)

**Jason Miles KE7IET** (IT)

**Cost: \$ 14.00**

Two forms of **ID**, one of which must be a **picture ID**.

For "Upgrades" bring current **license** and a **copy** of current license, and any **CSCE's**

Most **calculators** allowed. Calculator memories must be cleared before use.

## Club Web Site

Be sure to visit our club web site.

[www.OgdenARC.org](http://www.OgdenARC.org)

Club membership is open to anyone interested in Amateur Radio. You do not need an amateur license to join us. Dues are used to operate the club, field day activities, and repeater equipment maintenance.

## Club Call Sign

Listen to the club repeaters for this very familiar CW ID. You do know Morse Code don't you?

**W7SU**

## OARC is 100 years old

OARC was established in May 1921 and became ARRL affiliated in 1937.

<b>OARC REPEATERS</b>			
(*) Yaesu Fusion digital/FM compatible			
FREQ	CLUB	TONE	LOCATION
146.900-	OARC (*)	125 DCS	Mt Ogden (w/WiresX)
448.600-	OARC (*) "talk-in"	123.0	Mt Ogden
146.820-	OARC (*)	123.0	Little Mtn
448.575-	OARC	100.0	Little Mtn (w/auto patch)

<b>OTHER AREA REPEATERS</b>			
FREQ	CLUB	TONE	LOCATION
146.620-	UARC	none	Farnsworth Pk
147.120+	UARC	100.0	Farnsworth Pk
449.100-	UARC	146.2	Farnsworth Pk
449.500-	UARC	100.0	Farnsworth Pk
147.040+	DCARC	123.0	Antelope Isl
447.200-	DCARC	127.3	Antelope Isl
449.925-	DCARC	100.0	No Salt Lake
145.290-	GSARC	123.0	Brigham City
145.430-	GSARC	123.0	Brigham City
147.220+	GSARC	123.0	Brigham City
448.300-	GSARC	123.0	Brigham City
146.780-	UVARC	100.0	Lake Mtn
146.640-	BARC	none	Logan
146.720-	BARC	103.5	Mt Logan
147.260+	BARC	103.5	Promontory Pt
449.625-	BARC	103.5	Mt Logan
145.250-	WSU	123.0	* coming soon
449.250-	WSU	123.0	* coming soon
145.490-	K7HEN	123.0	Promontory Pt
146.920-	N7TOP	123.0	Promontory Pt
449.775-	N7TOP	123.0	Promontory Pt
147.100+	Morgan	123.0	Morgan Co
448.825-	IRLP/Echo	123.0	Clearfield City
449.950-	IRLP	123.0	Clearfield City
449.425-	IRLP	100.0	Nelson Peak
147.360+	Summit Co	100.0	Lewis Peak

## AREA CLUB MEETINGS & WEB SITES

CLUB	WEB SITE	DATE/TIME	LOCATION
OgdenARC	<a href="http://ogdenarc.org">ogdenarc.org</a>	3 <sup>rd</sup> Saturday 09:00 am	Check OARC web site ...
WC Sheriff Comm-O		1 <sup>st</sup> Saturday 10:00 am	Weber Co. Sheriff Complex West 12 <sup>th</sup> Street Ogden Utah
Barc	<a href="http://barconline.org">barconline.org</a>	2 <sup>nd</sup> Saturday 10:00 am	Cache Co. Sheriffs Complex 200 North 1400 West Logan Ut
CSErg	<a href="http://dcarc.net/ares.htm/">dcarc.net /ares.htm/</a>	Last Wednesday 8:30pm	Clearfield City Hall Clearfield Utah
DCarc	<a href="http://dcarc.net">dcarc.net</a>	2 <sup>nd</sup> Saturday 10:00 am	Davis Co. Sheriff Complex Farmington Utah
NU Ares	<a href="http://home.comcast.net/~noutares/">home.comcast.net/ ~noutares/</a>	3 <sup>rd</sup> Wednesday 7:00 pm	Cache Co. Sheriff Office Logan Utah
Uarc	<a href="http://xmission.com/~uarc/">xmission.com /~uarc/</a>	1 <sup>st</sup> Thursday 7:30 pm	UofU EMC Bldg Room 101 Salt Lake City Utah
UVarc	<a href="https://uvarc.club">https://uvarc.club</a>	1 <sup>st</sup> Thursday 6:30 pm	Orem City Council Chamber Room 56 North State St. Orem Utah
GSarc	<a href="http://Ubetarc.org">Ubetarc.org</a>	Check Website	Check Website
Utah DX Association	<a href="http://udxa.org">udxa.org</a>	3 <sup>rd</sup> Wednesday check web page for details	check web page for details Salt Lake City area
UvhfS	<a href="http://ussc.com/~uvhfs/">ussc.com /~uvhfs/</a>	Each Tuesday 8:00 pm (refer to web site)	Weekly 2 meter net (no eye ball meetings)
WDArc	<a href="http://westdesertarc.org/">westdesertarc.org/</a>	1 <sup>st</sup> Tuesday 7:00 pm	Tooele County Courthouse Tooele Utah
WsuArc	<a href="https://groups.google.com/forum/#!forum/wsuarc">https://groups.google.com/forum/#!forum/wsuarc</a>	3 <sup>rd</sup> Thursday 5:30 pm	WSU Blding #4 Room ? Ogden Utah

## LOCAL AREA NETS

DATE	CLUB	FREQ
Daily @ 12:30 PM mt	Utah Beehive net HF	7.272 Mhz <b>HF LSB</b>
Daily @ 07:30 PM mt	Utah Code net HF	3.570 Mhz <b>HF CW</b>
Daily @ 02:00 UTC	Utah Farm net HF	3.937 Mhz <b>HF LSB</b>
Sunday @ 8:45 AM	Ogden Old Timers HF net	7.193 Mhz <b>HF LSB</b>
Sunday @ 7:30 PM	GS ARC	145.430 - 123.0 (training net)
Sunday @ 8:30 PM	SATERN Net	145.900 - 123.0
Sunday @ 9:00 PM	Morgan Co Net	147.100 +123.0
Sunday @ 9:00 PM	UARC Info net	146.620- no PL tone required
Monday @ 9:00 PM	2-meter SSB net	144.250 Mhz <b>2-meter USB</b>
<b>Tuesday @ 6:30 PM</b>	<b>OARC—Ham &amp; Eggs Net</b>	<b>448.600 -123.0</b>
<b>Tuesday @ 8:00 PM</b>	<b>Weber ARES</b>	<b>448.600 - 123.0</b>
Tuesday @ 8:00 PM	VHF Society Swap	147.120 + 100.0
Tuesday @ 9:00 PM	Bridgerland ARC	147.260 + 103.5
Wednesday @ 7:00 PM	Am-Con Northern Utah	448.600 -123.0
Wednesday @ 8:00 PM	GS ARC	145.290-, 145.430-, 448.300- (all 123.0)
Wednesday @ 8:30 PM	CSERG	145.770 simplex
Wednesday @ 9:00 PM	No. Utah 10m HF net	28.313 Mhz <b>HF USB</b>
Wednesday @ 9:00 PM	6-meter SSB net	50.125 Mhz <b>6-meter USB</b>
<b>Thursday @ 7:00 PM</b>	<b>OARC - 10 Meter Net</b>	<b>28.385 MHz USB (all hams invited)</b>
Thursday @ 6:30 PM	Davis Co Elmers Net	147.040 + 123.0 <b>New Hams</b>
Thursday @ 8:00 PM	Weber State ARC	146.820 - 123.0 (coming soon)
Thursday @ 8:00PM	State RACES VHF/IRLP	145.490 - 123.0, 146.680 - 123.0 3 <sup>rd</sup> Thursday - even months only
Thursday @ 8:30 PM	Davis ARES	147.420 = simplex
Thursday @ 9:00PM	Wasatch Back Net	147.360 + 100.0
Saturday @ 8:00AM mst	RACES State HF	3.920 Mhz <b>HF LSB</b> 3 <sup>rd</sup> Saturday – odd months only
Saturday @ 11:00AM mst	QCWA net HF	7.272 Mhz <b>HF LSB</b>

## OARC OFFICERS

President: Dave Mamanakis KD7GR

Vice President: Justin Hall KB7LAK

Secretary: Barbara Siddle WB7FWW

Treasurer: J. Siddle KG7CJN

Program Director: Mike Wilde KJ7HEX

Activity Director: **Vacant**

## "WATTS NEWS" e-Magazine

NL Editor: Val Campbell K7HCP

## "OARC" web site

Webmaster: Val Campbell K7HCP

## OTHER CLUB APPOINTMENTS

VE Liaisons: Richard Morrison W7RIK

Gil Leonard NG7IL

Jason Miles KE7IET (IT)

Repeater Engineers: Mike Fullmer KZ7O

Scott Willis KD7EKO

Membership Clerk: Val Campbell K7HCP

Photographer: Kathryn Sutton K8RYN

Asst Photographer: Rick Hansen N7EGA

Social Media Manager: **Wanted**

QSL Manager: Pete Heisig AI7GV

Historian: Kent Gardner WA7AHY

Equipment Manager: **Wanted**

Antenna Manager: Gene Morgan WB7RLX

Club Call Sign Trustee: Larry Griffin AD7GL

Club Elmer: Stan Sjol W0KP

## **Centennial Committee Chair:**

**Gil Leonard NG7IL**

-----  
Advisors: Mike Fullmer KZ7O

Kent Gardner WA7AHY

Kim Owen KO7U

Larry Griffin AD7GL

Gil Leonard NG7IL

Jason Miles K7IET

---

**73 de W7SU**

[www.OgdenArc.org](http://www.OgdenArc.org)