



WATTS NEWS



The Best of Amateur Radio

OARC e-Magazine

www.OgdenArc.org

DECEMBER 2019

Next Club Meeting/Activity

OARC Family Christmas Dinner



Dave Mamanakis KD7GR

President



Mike Taylor KE7NQH

Vice President



Barbara Siddle KB7FWW

Secretary



J. Siddle KG7CJN

Treasurer



Gil Leonard NG7IL

Program Director



Bob Smith KG7EIZ

Activity Director



Val Campbell K7HCP

Webmaster/NL Editor

PREVIOUS CLUB MEETING/ACTIVITY

November Meeting

3rd Saturday 16 November 2019

Speaker/Topic

Jason Miles KE7IET presents :

Digital Voice Hotspots "Pi-Star"

NEXT CLUB MEETING/ACTIVITY

December Activity

3rd Saturday 21 December 2019

OARC Family Christmas Dinner


Date: 3rd Saturday, 21 December 2019

Time: 5:00 PM

Location: Golden Corral Buffet - 988 Washington Blvd Ogden UT

Activity: OARC Family Christmas Dinner

PREVIOUS MEETINGS PICS



Photos by Tim Samuelson KE7DOA

“November Meeting - pictures”









Dave's Rag Chew



Dave Mamanakis KD7GR

Greetings, my friends!

There are a few things that keep coming up in regards to radio today:

- 1) Baofeng and their status as a viable radio in the USA
- 2) California's supposed decision to oust Ham Radio as Emergency Comm
- 3) 2 meter in Europe being reassigned out of Amateur use

I'd like to clear these up with the most current information available. Especially after overhearing a conversation on the radio about it.

FIRST:

The FCC wants to stop the use of unlicensed ham radio equipment. For some reason, this has been said to include Baofeng radios.

Well, not so fast.

My Baofeng has a sticker, like the one here, that has an FCCID on it.



If you go to the FCC Website, <https://www.fcc.gov/oet/ea/fccid>

, and follow the directions, you can actually verify if the FCCID is correct and proper.

The following page is the BTech listing for one of their mobile radios:

https://apps.fcc.gov/oetcf/eas/reports/ViewExhibitReport.cfm?mode=Exhibits&RequestTimeout=500&calledFromFrame=N&application_id=Ea%2FKOuXSsKGigyThwztlyQ%3D%3D&fcc_id=2AGND-AMP-V

So, what is the FCC complaining about?

If you know what the Web Site “Wish” is, or “Alibaba”, or any of the many other Chinese wholesale/retail web sites... they are NOT constrained by the FCC and other regulators here in the USA, and you may purchase unlicensed radio equipment from them.

Many of these radios are not in compliance and have spurious emissions, etc, and are the reason the FCC is looking to “crack down” on unlicensed radios.

The bigger problem is, Part 97 encourages us to build and experiment with radios. Our home brew radios are also not FCC licensed, and might fall into the category of “restricted” when it comes to the FCC and these newly desired restrictions.

The ARRL is well aware of this issue and has been working with the FCC to clarify the problem and design a solution to it that doesn’t violate the letter or the spirit of Part 97.

Currently, the FCC has made NO MOVEMENT on this issue

To be sure, if you find a radio you’d like to buy from any source, check the FCCID on the sticker under the battery. If it is valid, you should be OK to buy the radio.

SECOND:

While California is a very weird place (my Hometown is in San Jose) it hasn’t decided to abandon a long standing relationship with Ham Radio Operators.

Unfortunately, ONE ham radio operator reported some incorrect information that has “gone viral” and now everyone thinks California has lost its marbles. Well, California may have lost its marbles, but it has NOTHING to do with Ham Radio.

The ARRL has a great letter that explains what happened and I won’t reproduce it here, but I will include the link to it:

<http://www.arrl.org/news/report-causes-concern-and-confusion-in-california-s-amateur-radio-ranks>

At issue here:

No, California will not be removing all the repeaters or charging exorbitant fees to house Repeaters in government owned vaults.

While this issue is, mostly, up to the municipalities and owners of the radio vaults, they haven’t changed their policy. What was the policy a year ago is the same today.

No, California hasn’t ended its longstanding relationship with Ham Radio operators during an emergency. While the policy has changed, the usefulness of Ham Radio is NOT in question in California.

THIRD:

The whole issue with 2 meter in Europe came about in France. Not all of the European Union. They want to change the rules, but there is NO SUPPORT for the changing of these rules in regards to 2 meter operation in Europe.

the IARU (International Amateur Radio Union) and the ARRL (Amateur Radio Relay League) are NOT in favor of any such changes. The ITU has not, and is likely NOT going to entertain such changes.

<http://www.arrl.org/news/restraint-urged-in-response-to-2-meter-reallocation-proposal>

After reading up on these issues again, I'm struck with our ability ("our" being "humans") to blow things out of proportion.

We hear a little "bad news" and somehow the "sky is falling".

Please, my friends, don't get all up and antsy about these things. If you can't find answers to questions about things you hear, like these above, I'd be more than happy to get hold of Mel Parks (NM7P) our ARRL Section Manager for Utah, and find out the "truth" of it for you.

But let's not keep these rumors alive.

Hopefully the information I've provided will help you put your minds at ease! Ham Radio has a VITAL and IMPORTANT function in our society. Nothing has changed that. It is also a fun hobby in a great many ways. I hope nothing changes that...

So DON'T WORRY!

Keep on keeping on. Use your Baofeng! Buy another one! Go to California! Plan that trip to Europe!

Now, before I forget...

DON'T FORGET TO COME TO THE CHRISTMAS PARTY!

See the information in the Newsletter!

If you like, bring a gift to share!

But COME and BRING THE FAMILY!!!

We always have a GREAT TIME!

I hope your Holiday Season has been great so far! And I wish you all a Very Merry Christmas!



OARC COMING EVENTS



Next Activity

December Activity

3rd Saturday 21 December 2019

See the following page for details

Next VE Test Session

1st Wednesday 05 February 2020 @ 6:00 PM

At the Sheriff's Office

CLUB NEWS

December Activity

3rd Saturday 21 December 2019

OARC Family Christmas Dinner

Date: 3rd Saturday, 21 December 2019

Time: 5:00 PM

Location: Golden Corral Buffet - 988 Washington Blvd Ogden UT

Activity: OARC Family Christmas Dinner



... **Bring a gift to share to be eligible for the gift exchange program ...**

GRAND DOOR PRIZE: \$500 value in grand door prizes this year!

[Grand Door Prizes for paid-up members only, sign-up/renew membership at meeting]

[You must be present to win!] <<<

[\$15 single membership, \$25 whole family membership]

[1st year membership is free to newly licensed hams]

[You do not need to be licensed to become a member]

CLUB NEWS

OARC QSL Manager volunteer needed !

OARC needs a QSL manager. Consider volunteering for the job.

Just a few hours in May each year following the Golden Spike Special Event Station W7G.



Confirming contact with:			Date (dd/mm/yyyy)	
Band	Mode	RST	UTC	QSL PSE TNX

Verified: _____

Comments:

W7G

Ogden Amateur Radio Club
W7SU - Since 1937
P.O. Box 3353
Ogden, UT 84409
U.S.A.

www.OgdenARC.org

The Golden Spike was 5 5/8 inches long, weighed 14.03 ounces and was made of 17.6 carat gold. It was engraved on all four sides and the top. Two sides bore the names of railroad officers and directors. Another side was engraved, "The Pacific Railroad ground broke Jany 8th 1869." The fourth side was engraved, "May God continue the unity of our country as the railroad unites the two great oceans of the world. Presented David Hewes San Francisco." The top of the spike was simply engraved, "The Last Spike."

CLUB NEWS

HAM and EGGS Net

Tuesday Evenings at 7:00 PM Mountain Time

Mt Ogden 70 cm repeater 448.600 Mhz (- offset, 123.0 PL Tone)

New, Intermediate & Old Timers. Elmering, Education, General Ham Discussion and Rag Chew.

New hams encouraged to check in. Get connected, learn new things and ask questions.

Questions: Larry Griffin AD7GL, ad7gl@arrl.net

Stan Sjol W0KP, stansjol@xmission.com

CLUB NEWS

CW Net

Thursday Evenings at 8:00 PM Mountain Time

Mt Ogden 70 cm repeater 448.600 MHz (- offset, 123.0 PL tone)

Anyone interested in learning how to operate CW (morse code) is welcome to join in.

Any skill level is welcome, from no experience at all to "want-a-be".

Here is a start: S O S = ... --- ...

Questions and Net Control: Bryce Draper (KI7YZU) brycejill@hotmail.com

CLUB NEWS

10 Meter Net

Thursday Evenings at 0200 UTC (7:00 PM MT)

10 Meters HF - 28.385 MHz SSB (USB)

Purpose is to promote activity on the 10 meter band (especially during low sunspot activity).

To give technician class operators an opportunity to operate phone, and to provide a venue for conversation and experimentation with antenna and ground wave propagation.

Questions and Net Control: KA6J Jim, ka6j@comcast.net

CLUB NEWS

Ham Shack Photos

Last month the mystery Ham Shack Photo was ...

John Shupe K7DJO (circa 1959)

Surprise, surprise. Note the sign on his ham shack door.

John was our club treasurer for the 4 years between 2012 and 2015.



CLUB NEWS

Ham Shack Photos

The next in the series of unidentified ham shacks is shown below.

Do you know whose ham shack this is?



CLUB NEWS

WANTED

Ham Shack Photos

We want you to submit pictures of your ham shack to us for future publication in the club newsletter. Submit home ham shack, mobile ham shack, handheld ham shack. Antennas too.

I will keep the submissions anonymous if you prefer.

My thinking is that I would publish one-set of ham shack pictures each month with the idea that all viewers could privately try to guess whose ham shack was featured that month.

I think it will be interesting to see the wide variety of equipment that each of us has chosen to populate our hobby work space with. This could be invaluable to each of us as we make future decisions about equipment upgrades.

Thank you in advance. 73, Val K7HCP

Submit to

k7hcp@arrl.net

Or

801.389.0690

So How About it?

Send me your Ham Shack Photos soon.

CLUB NEWS

OARC Logo offerings

Here is the link to the logo for shirts and other items. He will update photos from time to time.

The logo has minor changes and he is offering a single color logo (black) that will go on just about any color shirt.

<https://squareup.com/store/OARC>



HOBBY NEWS

OARC YAHOO GROUP

Dear Group Moderators and Members,

Beginning October 28, 2019:

Users will be able to join a Yahoo Group only through an invite from the Group Moderator or by submitting a request to join a Group, which requires approval by the Group Moderator.

Beginning December 14, 2019:

All Groups will be made private and any content that was previously uploaded via the website will be removed.

1. Yahoo Groups is not going away - We know that our users are deeply passionate about connecting around shared interests, and we are evolving Groups to better align with how you use it today.

2. New groups can still be formed - Users can continue to connect with others around their common bonds and interests. From animal rescues to sporting and activity groups, civic organizations to local PTAs, members of our Yahoo Groups will remain connected and able to share their activities and interests. All of the content that you have shared previously on the website, can continue to be shared via email.

Sincerely,

The Groups Team

On the Air

The Next Magazine from ARRL

On the Air, ARRL's first magazine for newer hams, will offer advice and insight on topics related to a variety of Amateur Radio interests and activities. Each issue will cover radio technology, equipment selection and operation, project building, on-air operating techniques, emergency communications, and more.

"*On the Air* responds to the brand-new, and not-so-brand-new radio amateur who's seeking ideas and answers," said Editor Becky Schoenfeld, W1BXY.

Research and planning for the new magazine, conducted over the past several years, included an extensive national-level study of new Amateur Radio licensees, identifying their motivations for getting licensed and their experiences of getting started in Amateur Radio.


Announcing
a new bimonthly
magazine for
new licensees
and beginner-
to-intermediate
hams.

"So many new licensees never take the next step," said Schoenfeld. "We're excited to introduce a new ham radio magazine aimed at getting active, getting involved, and getting on the air."

The first issue of *On the Air* (January/February 2020) will be published in January 2020, and will be introduced as a new ARRL membership benefit. When eligible members in the US join ARRL or renew their membership, they will be prompted to select the print magazine of their choice: *On the Air* or *QST*.

Current members receiving *QST* in print may, upon renewal of their membership, choose to continue receiving *QST* (mailed monthly) or *On the Air* (mailed bimonthly). Beginning in November, the online membership application will support a choice of print magazine.

All ARRL members, including international members, will be able to access digital editions of both *QST* and *On the Air*. Members who already access *QST* on the web or from its mobile apps will be able to access *QST* and *On the Air* in January.




A sample issue of *On the Air* was a hit with a test audience of recent licensees.

Everyone at ARRL Headquarters is excited about this new publication, and is eager to unveil it to the membership in January. Even if you're an experienced ham, take a peek at *On the Air* and see what ARRL is doing to support newcomers to the world of Amateur Radio.



New resource for instructors — question pools sorted to follow License Manuals.



To: ARRL-registered volunteer instructors and teachers

New Resource: Question pools sorted to follow License Manuals!

ARRL is pleased to introduce some new resources that respond to suggestions made by instructors and teachers who lead amateur radio licensing courses. **New versions of the Technician and General Class question pools have been created**, sorted by the page number where each question is discussed in the text of the ARRL License Manuals. The re-ordered question pools are particularly useful to instructors and students who are seeking a review and study resource that follows the page order of the License Manuals. Below are links to the PDFs.

[Technician Class Question Pool](#)

[General Class Question Pool](#)

These new PDF resources are also linked from www.arrl.org/instruction-arrl-resources where you'll find additional downloadable materials to help organize and instruct your next amateur radio class.

Don't forget to also encourage your students to use the free [ARRL Exam Review for Ham Radio](#), an online browser-based resource for computer or mobile device. This program also includes features to review questions by chapter.

Instructor Discount Program

Remember that ARRL-registered instructors and teachers qualify for a **25% discount** and **free ground shipping** (US only) on ARRL License Manuals and related instructional materials. Please visit www.arrl.org/instructor-discount-program for complete details and ordering instructions.



FCC Turns Down Petition to Amend Amateur Radio Identification Rules

10/23/2019

The FCC has denied a *Petition for Rule Making* to amend Part 97 station identification rules to better accommodate and simplify station identification during emergency nets, drills, or activations. ARRL member Robert A. Dukish, KK8DX, of Canfield, Ohio, had sought a change to Section 97.119(a) of the rules to allow a single point of transmission for station ID on those occasions. He proposed permitting a net control station or other designated participant to announce the call signs of every station taking part in the net or exercise, when tactical call signs often are in use, at 10-minute intervals, using automatic CW identification.

In turning down Dukish's petition, Scot Stone, the Deputy Chief of the Wireless Telecommunications Bureau's Mobility Division, said commenters overwhelmingly opposed the proposal.

"They argue that the current rule strikes the appropriate balance between the need to identify the source of transmissions and ease of communication," Stone wrote. "Commenters state that, in their years of experience with amateur emergency communications, the station identification requirement has not proven to be a burden or obstacle, and that the current procedure actually contributes to efficient operations by providing a clear indication that a communication has ended and the channel is available."

Stone said some commenters asserted that Dukish's proposed procedure would be unworkable and cause confusion, while others characterized his proposal as a solution in search of a problem.

"The purpose of the station identification requirement is to make the source of transmissions clearly known to those receiving those transmissions," Stone wrote. "Separating the call sign from each transmission would defeat this purpose." Moreover, he said there's no evidence that the current station ID requirements have hindered Amateur Radio emergency communications.

Dukish had filed his petition in December 2018, and the FCC invited comments on it in February 2019.

GUEST ARTICLE

by Dan KB6NU



RSGB VHF Manager proposes beginner license



About a month ago, [Southgate reported](#) on a new proposal for a beginner's license in the U.K. by John G4SWX, the RSGB VHF Manager. I think in a lot of ways this makes more sense than the [proposal put forth by the ARRL](#) more than a year and a half ago now for expanded Tech privileges.

Basically, what G4SWX is proposing is a low-power VHF/UHF (144/430 MHz) license with the following features:

- Targeted at newcomers and offering opportunity for involvement by youth organizations.
- A relatively simple online examination with a pass certificate issued by the RSGB.
- A clear path for further progression with the online 'Beginner' exam being accepted as exemption/credits for part of the Foundation exam.
- Equipment to be used will be limited to low power, 5W output, <25W ERP, CE approved VHF/UHF FM/Digital Voice transceivers. (To protect other users of the VHF spectrum in the UK and nearby nations).
- Equipment to be unmodified.
- Abuse identified by AROS will result in license revocation.
- Callsigns issued to use an additional letter to clearly identify 'Beginner' licensees.
- 'Beginner' licensees to be permitted to operate amateur club stations under supervision of a full licensee.
- Process administered by RSGB with weekly updates provided to Ofcom.
- Launch initiated by RSGB including outreach by local radio clubs to forge links with youth organizations.
- RSGB to investigate whether 'Beginner' amateur licence could be accepted as part of personal development and training by established youth organizations (Scouts, Air Cadets etc).
- Minimal cost of administration for Ofcom.

The training and development of communications skills by young people taking up a 'Beginner' amateur license will ensue additional benefit to 'UK plc'.

Personally, I thought that something like this is what the ARRL was going to propose before they came out with their expanded privileges proposal, as this is more like what the Novice license used to be. I'm not sure how it morphed into giving Techs more privileges.

At any rate, if you're interested at all in this kind of thing, there's a discussion of this proposal on the RSGB-Workshop Group, and you can [see John's post](#) and comment on it there. To do so, you'll have to join the group, but it's an open group, so there's no problem doing that.

FEATURE ARTICLE

by Jerry Cottrell KG7IGW



Adventures with a 2m Yagi

This year while providing radio communications for the Weber County Sheriff's Dept. during the Huntsville Marathon, I was assigned to Aid Station #3, just above where the road goes through a steep canyon where neither radio nor cell phone signal easily penetrates. Besides providing a direct radio link to the Mobile Command vehicle in Huntsville, my assignment was to set up a mobile 2m/70cm cross-band repeater. The 2m Yagi was to be aimed down the canyon and the 70cm Yagi was to be aimed at Mount Ogden to hit the 448.600 repeater. This was done in order to allow aid stations in the canyon to send a 2m signal to my mobile repeater where a 70cm signal would go to Mount Ogden and then to the Mobile Command. Both antennas were to be mounted on a tripod. That seemed a simple enough assignment until I got to my assigned station. In the pre-dawn light (otherwise known as almost total darkness), I began setting up the repeater relying on my handy headlamp. The 70cm Yagi is fully assembled right out of the case; no problem there. I just had to mount it on the tripod.



Here we are after sunrise

But the 2m antenna was disassembled to fit in the case. Each of the elements was detached from the boom. As I began assembling the antenna on the tailgate of my pickup, it occurred to me that there sure were a lot of little nuts, bolts, and washers... and with no spares, dropping one could be problematic. I am not sure I would ever find one of those tiny pieces if it landed in the dirt, rocks, and grass. As it turned out, I didn't drop any, and I successfully filled my assignment. But there was a high potential for doing so; especially since my hands were cold. Also, assembling the 2m Yagi required a screwdriver and a small wrench. Fortunately for me, I knew these tools would be needed, so I brought them along. But the next person might not be so lucky!

That experience got me to thinking, "Why should I have to assemble this antenna?" There must be a better way. So, I put on my thinking cap and thought, what if an antenna folded up somehow? Maybe like an umbrella? I even thought about trying to build one. But since I have never built an antenna of any kind before, I thought it would probably be better if I just found an antenna that someone smarter than me has designed and built for the commercial marketplace. So, I began my search on the web.

Eventually, I located AF Antronics, a small business located in Urbana, Illinois (<https://afantronics.com/>) and was somewhat encouraged when I saw a picture of a man holding a folding, 3-element Yagi! But the website was devoid of any detail! There was just a message reading, "Coming Soon." But I noticed there was a phone number listed and I decided to give them a try. A very helpful fellow named Loren answered the phone and he confirmed that they do indeed manufacture receiving Yagi antennas used for tracking wildlife. I told him I was a ham radio guy and not really interested in tracking wildlife, but I would be interested in trying to modify one of their antennas to work in the 2m ham radio band. He asked me what frequency that would be, and I told him the middle of the band is 146.000 MHz. Then Loren surprised me by offering to make an antenna tuned to 146.000 that he would send me for evaluation purposes.

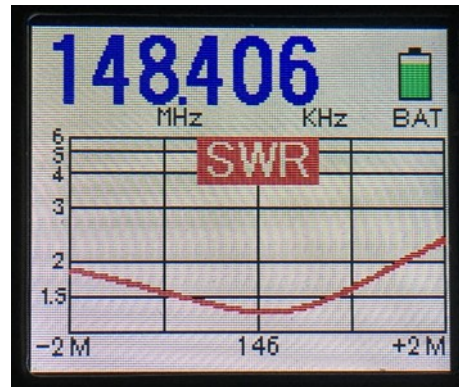
Wow! That's customer service! I was especially impressed because I was not yet even a customer of theirs. So, I asked how much it would cost me, and Loren said he would send it free of charge but that he would like me to share with him my impressions of the antenna. What a deal!

A couple of weeks later, my new antenna arrived. It was like Christmas in October! With the optional pistol grip, the antenna is just under 36" in length. Folded, it is only a few inches across, as you can see from the picture at the right.



The antenna is primarily aluminum, so it is lightweight. Even so, it seems well constructed and I believe it will prove durable with ordinary precautions against dropping and crushing. What I really like is that it deploys in a matter of seconds, rather than minutes, and, thanks to the use of wing nuts, there are no tools required.

Using my recently acquired antenna analyzer, I confirmed that this custom-made AF Antronics antenna is resonant at 146.000 MHz. I also discovered the SWR varied depending on how I held my arm and the position of the feed line. I should have known that, but it didn't occur to me until I started taking readings. The best reading I got at 146.000 was 1.1; but 1.2 or 1.3 was more typical. Below is a representative scan of the entire 2m band.



Analyzers and other instruments are fine, but what I care most about is will it perform in real-life settings?

So, I did a short test with my friend, Neal Sawyer (K7HYP). I live in South Ogden and Neal lives in Uintah. Although our homes are not far distant, we know from experience that 2m communications between us are difficult due to the many obstacles. Additionally, we were both inside our homes, so that added a bit more to obstruct our signals. First, we attempted to communicate on 146.520 MHz using handhelds with omni-directional antennas on them. Operating our handhelds at high power (5W), neither of us was able to hear the other although I did momentarily detect a signal that broke squelch. I swapped my omnidirectional antenna for the Yagi, and as expected, there was an improvement. I heard Neal's voice, but it was unintelligible. However, he received my signal with full quieting! He then switched to his base station with an external antenna. While transmitting on his base station at 10W Tx power, I could hear him and understand him clearly, but his signal had a lot of steam behind it. My signal to him continued to be crystal clear.

A second test involved hitting the 146.900 MHz repeater on Little Mountain. This one is challenging for two reasons. The primary reason is that my home in South Ogden is on the opposite slope of a hill so 2m signals from my home generally do not hit the Little Mountain repeaters. The second reason this is a challenge is that it is over 16 miles from my home. I tested 3 different radios and configurations to attempt to contact this Little Mountain repeater:

Yaesu 8800 mounted in my truck (in my driveway) with a roof-mounted Arrow dual band antenna at 50w – no contact.

Yaesu 8900 base at 50W with the signal going to an aluminum j-pole mounted approximately 25 feet off the ground – no contact

Yaesu FT1DR at 5W using the Antronics “Model 146” Yagi from my upstairs bedroom (higher than ground level but still significantly lower than the j-pole) – made contact! I reduced the power to 2.5W and still made contact. My wife, Ceva (W7CVA), confirmed my 2.5W signal was loud and clear. I had to reduce the power to 1W before my handheld failed to make contact with this repeater.

So, I didn't have a lot of fancy test equipment, but these two tests confirmed that the antenna does what it is supposed to do. I should probably also mention that I have little experience with Yagi antennas so maybe they all perform this well... or better! In which case, you might ask, “So what?” Well, to me, the “so what” is that this may be the only commercially-made, folding, 2m Yagi in the world... and I am impressed!

As soon as I fashion something to attach it to a tripod, I plan to test this antenna at higher Tx, but for now, I am satisfied that I have a very useful tool for 2m communications that is:

Light weight;

Well-made;

Collapsible;

Deployable without tools; and perhaps best of all,

It is a product supported by a company that went out of its way to help me solve a problem even though they got not one dime from me! That's the kind of company I'd like to do business with!

No, it will not compete with the satellite antennas made by Arrow and Elk, since the Antronics antenna has no 70cm capability. But for 2m, it works well, and it folds. In short, this is the antenna that I envisioned on that dark morning along the side of the road. There are no tiny pieces to lose and no tools required. I am just happy that someone actually makes what I wanted.



AF Antronics currently manufactures their antennas and sells them wholesale to various retailers who sell them for tracking wildlife. But it seems to me that there may be ham radio operators who could appreciate the collapsibility and performance of this antenna.

Jerry Cottrell KG7IGW



Club Swapmeet



“SALE” or “WANTED” ITEMS NEEDED

OARC's **O-bay (On-Line Swap-Meet)** items needed for the web site...

Visit OgdenARC.org then click O-Bay Swap

FEATURED ITEMS

SWAP ITEM # 203

FOR SALE:

Yaesu FT2DR handheld.

This radio does FM and Yaesu Fusion Digital. It uses a touch screen for most operations. It has full APRS capability with the built in GPS.

ASKING PRICE: \$225

CONTACT: Mike KZ7O, call 801-731-7573, or text 801-940-1822





Club Swapmeet



“SALE” or “WANTED” ITEMS NEEDED

OARC's **O-bay (On-Line Swap-Meet) items needed** for the web site...

Visit OgdenARC.org then click O-Bay Swap

FEATURED ITEMS

SWAP ITEM # 201

NOTICE - Estate Sale

Steve Kammeyer K7EMD (sk)



[OARC O'Bay - K7EMD Estate Sale](#) NEW!



Check back often, this is a work in progress!

Contact: Jerry Cottrell - KG7IGW, jerry0610@comcast.net, 801-476-1213

CLUB REPEATER NEWS



Scott Willis KD7EKO



Mike Fullmer KZ7O

Scott Willis KD7EKO and Mike Fullmer KZ7O are the OARC repeater engineers that keep our club repeaters at Mt Ogden and Little Mountain operational.

Club Badges

OARC Club badges are available for all licensed club members.

The cost is \$10.00 each. The badge comes with a “MAGNETIC” clip. Badge includes your Call Sign in large letters and your First Name in a somewhat smaller font in white lettering on a pitch black background with the club logo. See example below.



Place your order along with \$10.00 in advance for each badge ordered and specify Call Sign and First Name. Contact webmaster or any club officer via email or contact the club treasurer at the next club meeting.

For additional information see club website left side menu and click “Join” to fill out a club application form to order a club badge.

Club Badges



UNCLAIMED OARC CLUB BADGES

New members have ordered pre-paid club badges that have not been claimed. You can claim your badge at any club function, meeting, activity or event or contact the club badge czar / club treasurer Jerry KG7IGW or J. Siddle KG7CJN

If you are reading this and you are one of the following hams, please collect your badge. Even if you are not reading this, come collect your badge.

AC7GV - JOHN
K7PRH - REED
K7YZU - BRYCE
KA7TYX - MAX
KD7RPT – SPARKY
KF6CCK – DAVID
KF7CFK - CHUCK
KF7HNU – RALPH
KF7QPR - JOHN
KG7KFD – TONY
KT7JIM – JIM
W0OSI - RON

OARC YAHOO GROUP




Did you know that OARC has a Yahoo Group?

We occasionally communicate with our OARC members via the Yahoo Group. Receive notices regarding upcoming club meetings and future e-newsletter release notices and much more like CHAT items of interest.

You can also send/receive notices to/from other group members yourself.

It's easy to sign up...



Just click on the  icon at the top of the club website home page and then follow the Yahoo Group instructions to create yourself a user ID and password.

OARC You Tube Channel



Did you know that OARC has a You Tube Channel ?

A lot of our meeting presentations are recorded and posted to our OARC You Tube channel for you to view at a later date.

It's easy to view missed



meetings...

Just click on the icon on the right hand panel of the club website home page to view recorded meetings preserved for your viewing pleasure.

OARC MEMBERSHIP DRIVE

SUPPORT YOUR RADIO CLUB

Don't forget to signup/renew your OARC membership now (\$15) which runs August to August. Consider signing up your spouse as well.

Ham + Spouse = \$15 + \$10 = \$25

THANK YOU FOR YOUR SUPPORT

Join OARC

Renew your membership now!

Membership in the Ogden Amateur Radio Club is open to anyone interested in Amateur Radio. You do not need an amateur license to join us. You do not need to join the club to participate with us. Dues are used to operate the club, field day activities, and repeater equipment maintenance.

Joining is easy. Come to a club meeting or fill out an application form from the club website (click "Join" from the left side main menu). Instructions for mailing on the form.

DUES: Dues are \$15.00 per person and runs August - August. (Ham + spouse = \$25.) More than one ham in the family? Consider the OARC Family plan for \$25.

NOTE: New Hams >>> Membership in OARC is complimentary for remainder of 1st year licensed.

ANNOUNCEMENTS

Next Club Meeting:

3rd Saturday of each Month

The Ogden Amateur Radio Club meetings are usually held on the **3rd Saturday** of each month.

Meeting/Activity:

See notices above

Talk-in: **-146.82 (pl 123.0)**

Check OARC web site for details

www.ogdenarc.org

Please invite a friend to join you. You do not have to be a member of the club to participate in our club meetings or activities. We invite all to join us.

If anyone is interested in doing a presentation on something or just have something unique to show at the meetings. - Please get a hold of any of the officers and let us know.

Next Weber Co VE Test Session:

1st Wednesday Feb, Jun & Oct

Exam sessions are held in Ogden every few months, **usually** the first Wednesday in February, June, and October.

Time: 06:00 PM *Walk-ins allowed*

Location: Permanent location

**Weber County Sheriff Office
Training Room
712 W 12th Street Ogden Utah**

Contact: VE Liaison:

Rick Morrison W7RIK (Liaison)

morrisonri@msn.com (801-791-9364)

Jason Miles KE7IET (IT)

Cost: \$ 14.00

Two forms of **ID**, one of which must be a **picture ID**.

For "Upgrades" bring current **license** and a **copy** of current license, and any **CSCE's**

Most **calculators** allowed. Calculator memories must be cleared before use.

Club Web Site

Be sure to visit our club web site.

www.OgdenARC.org

Club membership is open to anyone interested in Amateur Radio. You do not need an amateur license to join us. Dues are used to operate the club, field day activities, and repeater equipment maintenance.

Club Call Sign

Listen to the club repeaters for this very familiar CW ID. You do know Morse Code don't you?

W7SU

ARRL Field Day is held on the last full weekend of June every year.

Location may vary each year so watch this notice for details as time draws near.

See you there.

OARC REPEATERS			
(*) Yaesu Fusion digital/FM compatible			
FREQ	CLUB	TONE	LOCATION
146.900-	OARC (*)	125 DCS	Mt Ogden (w/WiresX)
448.600-	OARC (*)	123.0	Mt Ogden
146.820-	OARC (*) "Talk-in"	123.0	Little Mtn
448.575-	OARC	100.0	Little Mtn (w/auto patch)

OTHER AREA REPEATERS			
FREQ	CLUB	TONE	LOCATION
146.620-	UARC	none	Farnsworth Pk
147.120+	UARC	100.0	Farnsworth Pk
449.100-	UARC	146.2	Farnsworth Pk
449.500-	UARC	100.0	Farnsworth Pk
147.040+	DCARC	123.0	Antelope Isl
447.200-	DCARC	127.3	Antelope Isl
449.925-	DCARC	100.0	No Salt Lake
145.290-	GSARC	123.0	Brigham City
145.430-	GSARC	123.0	Brigham City
147.220+	GSARC	123.0	Brigham City
448.300-	GSARC	123.0	Brigham City
146.640-	BARC	none	Logan
146.720-	BARC	103.5	Mt Logan
147.260+	BARC	103.5	Promontory Pt
449.625-	BARC	103.5	Mt Logan
145.250-	WSU	123.0	* coming soon
449.250-	WSU	123.0	* coming soon
145.490-	K7HEN	123.0	Promontory Pt
146.920-	N7TOP	123.0	Promontory Pt
449.775-	N7TOP	123.0	Promontory Pt
147.100+	Morgan	123.0	Morgan Co
448.825-	IRLP/Echo	123.0	Clearfield City
449.950-	IRLP	123.0	Clearfield City
449.425-	IRLP	100.0	Nelson Peak
147.360+	Summit Co	100.0	Lewis Peak

AREA CLUB MEETINGS & WEB SITES

CLUB	WEB SITE	DATE/TIME	LOCATION
OgdenARC	ogdenarc.org	3 rd Saturday 09:00 am	Check OARC web site ...
WC Sheriff Comm-O		1 st Saturday 10:00 am	Weber Co. Sheriff Complex West 12 th Street Ogden Utah
Barc	barconline.org	2 nd Saturday 10:00 am	Cache Co. Sheriffs Complex 200 North 1400 West Logan Ut
CSErg	dcarc.net /ares.htm/	Last Wednesday 8:30pm	Clearfield City Hall Clearfield Utah
DCarc	dcarc.net	2 nd Saturday 10:00 am	Davis Co. Sheriff Complex Farmington Utah
NU Ares	home.comcast.net/ ~noutares/	3 rd Wednesday 7:00 pm	Cache Co. Sheriff Office Logan Utah
Uarc	xmission.com /~uarc/	1 st Thursday 7:30 pm	UofU EMC Bldg Room 101 Salt Lake City Utah
UVarc	https://uvarc.club	1 st Thursday 6:30 pm	Orem City Council Chamber Room 56 North State St. Orem Utah
GSarc	Ubetarc.org	Check Website	Check Website
Utah DX Association	udxa.org	3 rd Wednesday check web page for details	check web page for details Salt Lake City area
UvhfS	ussc.com /~uvhfs/	Each Tuesday 8:00 pm (refer to web site)	Weekly 2 meter net (no eye ball meetings)
WDArc	westdesertarc.org/	1 st Tuesday 7:00 pm	Tooele County Courthouse Tooele Utah
WsuArc	https://groups.google.com/forum/#!forum/wsuarc	3 rd Thursday 5:30 pm	WSU Blding #4 Room ? Ogden Utah

LOCAL AREA NETS

DATE	CLUB	FREQ
Daily @ 12:30 PM mt	Utah Beehive net HF	7.272 Mhz HF LSB
Daily @ 07:30 PM mt	Utah Code net HF	3.570 Mhz HF CW
Daily @ 02:00 UTC	Utah Farm net HF	3.937 Mhz HF LSB
Sunday @ 8:45 AM	Ogden Old Timers HF net	7.193 Mhz HF LSB
Sunday @ 7:30 PM	GS ARC	145.430 - 123.0 (training net)
Sunday @ 8:30 PM	SATERN Net	145.900 - 123.0
Sunday @ 9:00 PM	Morgan Co Net	147.100 +123.0
Sunday @ 9:00 PM	UARC Info net	146.620- no PL tone required
Monday @ 9:00 PM	2-meter SSB net	144.250 Mhz 2-meter USB
Tuesday @ 7:00 PM	OARC—Ham & Eggs Net	448.600 -123.0
Tuesday @ 8:00 PM	Weber ARES	448.600 - 123.0
Tuesday @ 8:00 PM	VHF Society Swap	147.120 + 100.0
Tuesday @ 9:00 PM	Bridgerland ARC	147.260 + 103.5
Wednesday @ 8:00 PM	GS ARC	145.290-, 145.430-, 448.300- (all 123.0)
Wednesday @ 8:30 PM	CSERG	145.770 simplex
Wednesday @ 9:00 PM	No. Utah 10m HF net	28.313 Mhz HF USB
Wednesday @ 9:00 PM	6-meter SSB net	50.125 Mhz 6-meter USB
Thursday @ 6:30 PM	Davis Co Elmers Net	147.040 + 123.0 New Hams
Thursday @ 8:00 PM	Weber State ARC	146.820 - 123.0 (coming soon)
Thursday @ 8:00PM	State RACES VHF/IRLP	145.490 - 123.0, 146.680 - 123.0 3 rd Thursday - even months only
Thursday @ 8:30 PM	Davis ARES	147.420 = simplex
Thursday @ 9:00PM	Wasatch Back Net	147.360 + 100.0
Saturday @ 8:00AM mst	RACES State HF	3.920 Mhz HF LSB 3 rd Saturday – odd months only
Saturday @ 11:00AM mst	QCWA net HF	7.272 Mhz HF LSB

OARC OFFICERS

President: Dave Mamanakis KD7GR

Vice Pres: Mike Taylor KE7NQH

Secretary: Barbara Siddle WB7FWW

Treasurer: J. Siddle KG7CJN

Program Director:

Gil Leonard NG7IL

Activity Director:

Bob Smith KG7EIZ

"WATTS NEWS" e-Magazine

NL Editor: Val Campbell K7HCP

"OARC" web site

Webmaster: Val Campbell K7HCP

OTHER CLUB APPOINTMENTS

VE Liaison: Richard Morrison W7RIK
Jason Miles KE7IET (IT)

Repeater Engineers: Mike Fullmer KZ7O
Scott Willis KD7EKO

Photographer: Tim Samuelson
KE7DOA

Asst Photographer: Rick Hansen N7EGA

QSL Manager: volunteer needed

Historian/Librarian: Kent Gardner
WA7AHY

Equipment Manager: Val Campbell K7HCP

Club Call Sign Trustee: Larry Griffin AD7GL

Club Elmer: Stan Sjol W0KP

Advisors: Mike Fullmer KZ7O
Kent Gardner WA7AHY
Kim Owen KO7U
Larry Griffin AD7GL
Gil Leonard NG7IL
Jason Miles K7IET

73 es cul de W7SU

www.OgdenArc.org